

**ClearShares OCIO ETF  
(OCIO)**

**ClearShares Ultra-Short Maturity ETF  
(OPER)**

**ClearShares Piton Intermediate Fixed Income ETF  
(PIFI)**

Listed on NYSE Arca, Inc.

**PROSPECTUS**

September 30, 2024

The U.S. Securities and Exchange Commission (“SEC”) has not approved or disapproved of these securities or passed upon the accuracy or adequacy of this Prospectus. Any representation to the contrary is a criminal offense.

*The Funds offered through this Prospectus are not money market funds and do not seek to maintain a fixed or stable NAV of \$1.00 per share.*

## Table of Contents

<b>ClearShares OCIO ETF - FUND SUMMARY .....</b>	<b>2</b>
<b>ClearShares Ultra-Short Maturity ETF - FUND SUMMARY.....</b>	<b>10</b>
<b>ClearShares Piton Intermediate Fixed Income ETF - FUND SUMMARY.....</b>	<b>14</b>
<b>Additional Information About the Funds .....</b>	<b>21</b>
<b>Portfolio Holdings Information .....</b>	<b>29</b>
<b>Management .....</b>	<b>29</b>
<b>How to Buy and Sell Shares .....</b>	<b>31</b>
<b>Dividends, Distributions, and Taxes.....</b>	<b>33</b>
<b>Distribution.....</b>	<b>35</b>
<b>Premium/Discount Information.....</b>	<b>35</b>
<b>Additional Notices .....</b>	<b>35</b>
<b>Financial Highlights.....</b>	<b>36</b>

## CLEARSHARES OCIO ETF - FUND SUMMARY

### Investment Objective

The ClearShares OCIO ETF (the “Fund”) seeks to outperform a traditional 60/40 mix of global equity and fixed income investments.

### Fees and Expenses of the Fund

The following table describes the fees and expenses you may pay if you buy, hold, and sell shares of the Fund (“Shares”). **You may pay other fees, such as brokerage commissions and other fees to financial intermediaries, which are not reflected in the table and Example below.**

<b>Annual Fund Operating Expenses</b> (expenses that you pay each year as a percentage of the value of your investment)	
Management Fees	0.55%
Distribution and/or Service (12b-1) Fees	0.00%
Other Expenses	0.00%
Acquired Fund Fees and Expenses <sup>1</sup>	0.10%
<b>Total Annual Fund Operating Expenses</b>	<b>0.65%</b>
Less Fee Waiver <sup>2</sup>	0.01%
<b>Total Annual Fund Operating Expenses Less Fee Waiver</b>	<b>0.64%</b>

<sup>1</sup> Acquired Fund Fees and Expenses are the indirect costs of investing in other investment companies. Total Annual Fund Operating Expenses do not correlate to the expense ratios in the Fund’s Financial Highlights because the Financial Highlights include only the direct operating expenses incurred by the Fund and exclude Acquired Fund Fees and Expenses.

<sup>2</sup> ClearShares LLC, the Fund’s investment adviser (the “Adviser”), has contractually agreed to waive certain amounts of the Fund’s management fee when the Fund invests in the ClearShares Ultra-Short Maturity ETF (the “Ultra-Short Maturity ETF”), for which the Adviser also serves as investment adviser. With respect to assets of the Fund invested in the Ultra-Short Maturity ETF, the Adviser will waive the Fund’s management fee in an amount equal to the management fee of the Ultra-Short Maturity ETF, at least through September 30, 2025. This arrangement may only be changed or eliminated by the Fund’s Board of Trustees upon 60 days’ written notice to the Adviser.

### Expense Example

This Example is intended to help you compare the cost of investing in the Fund with the cost of investing in other funds. The Example assumes that you invest \$10,000 in the Fund for the time periods indicated and then continue to hold or redeem all of your Shares at the end of those periods. The Example also assumes that your investment has a 5% return each year and that the Fund’s operating expenses remain the same. The management fee waiver discussed in the table above is reflected only for the first year of each period. Although your actual costs may be higher or lower, based on these assumptions your costs would be:

<b>1 Year</b>	<b>3 Years</b>	<b>5 Years</b>	<b>10 Years</b>
\$65	\$207	\$361	\$809

### Portfolio Turnover

The Fund pays transaction costs, such as commissions, when it buys and sells securities (or “turns over” its portfolio). A higher portfolio turnover rate may indicate higher transaction costs and may result in higher taxes when Shares are held in a taxable account. These costs, which are not reflected in annual fund operating expenses or in the Example, affect the Fund’s performance. For the fiscal year ended May 31, 2024, the Fund’s portfolio turnover rate was 70% of the average value of its portfolio.

### Principal Investment Strategies

The Fund is an actively managed “fund of funds” and seeks to achieve its objective by investing primarily in other registered investment companies, including other actively managed exchange-traded funds (“ETFs”) and index-based ETFs (collectively, “Underlying Investments”), that provide exposure to a broad range of asset classes. The Underlying Investments may invest in equity securities of U.S. or foreign companies, debt obligations of U.S. or foreign companies or governments, or other assets. The Fund may also invest directly in such U.S. equity securities. The Fund allocates its assets across asset classes, industries, and geographic regions, subject to certain diversification and liquidity considerations. The Underlying Investments may provide exposure to foreign countries, including emerging markets. The Fund may also write

(sell) call options on securities held by the Fund (also known as “covered” call options) with the aim of generating investment income.

The Fund is expected to typically invest approximately 30% to 80% of its total assets in equity securities (of any market capitalization), either through Underlying Investments that principally invest in U.S. or foreign equity securities, or directly in U.S. equity securities. Such Underlying Investments may invest principally in specific sectors of the economy, such as healthcare, financials, real estate, and energy, or in broader swaths of domestic, foreign, or global equity markets. Underlying Investments used for real estate exposure may invest some or all of their assets in real estate investment trusts (“REITs”), and Underlying Investments used for energy exposure may invest some or all of their assets in master limited partnerships (“MLPs”).

The Fund is expected to typically invest approximately 20% to 70% of its total assets in Underlying Investments that principally invest in debt obligations. Such Underlying Investments may invest in U.S. government debt, sovereign debt, U.S. and foreign corporate debt, high-yield debt (also known as “junk bonds”), mortgage debt, and structured debt, such as asset-backed securities. Such Underlying Investments may hold debt denominated in U.S. dollars or foreign currencies. The Fund has no limitation on the range of maturities or credit quality of the debt in which Underlying Investments may invest.

The Fund is expected to typically write (sell) covered call options on approximately 1 to 10% of its total assets. A covered call option is a strategy whereby the Fund writes (sells) call options on a security that the Fund already owns principally for the purpose of generating income for the Fund in the form of a premium paid to the Fund by the buyer of the call option.

Blueprint Investment Partners LLC, the Fund’s investment sub-adviser (“Blueprint” or the “Sub-Adviser”), uses both “top-down” and “bottom-up” analyses in determining whether to purchase or sell a particular Underlying Investment or individual security. When determining whether to write (sell) a call option, Blueprint will consider duration and strike price. Blueprint will only write (sell) a call option that does not exceed 31 calendar days in duration and that has a strike price that is 105% of either the prior day closing price of the underlying security or the security’s 50-day moving average price.

The Sub-Adviser’s quantitative trend-based analysis focuses on identifying the investment styles, sectors, geographic regions and asset classes with the greatest potential for positive absolute returns and the highest returns relative to other styles, sectors, regions, and asset classes. Additionally, the Sub-Adviser’s analysis seeks to identify markets, asset classes, and strategies that are likely to encounter headwinds (*i.e.*, negative economic factors) and negative returns over the next three to twelve months. The factors incorporated into the Sub-Adviser’s quantitative analysis include the price series and trend of each holding, credit spread levels (*i.e.*, differences in yields among bonds of similar maturities but varying credit qualities), market volatility, the shape of the yield curve, energy prices, market correlations, and currency exchange rates amongst others.

The Sub-Adviser’s bottom-up fundamental analysis employs a rigorous research process designed to identify those asset classes with attractive absolute values and values relative to other asset classes. The valuation metrics and factors included in such analysis for equity-based Underlying Investments and individual securities include volatility, correlation, expected return, and dividend yields. For debt-based Underlying Investments and individual securities, the metrics used in such analysis include yield, credit spreads, duration, credit quality, and geographic location of issuers.

The Sub-Adviser selects specific Underlying Investments based on an evaluation of their market exposure, liquidity, cost, and historic tracking error relative to their underlying index or benchmark. The Sub-Adviser may adjust the Fund’s allocation to Underlying Investments as often as daily to take advantage of return opportunities or to avoid perceived downside market risks. The size of the Fund’s allocation to a particular Underlying Investment or a specific industry, sector, or region will generally reflect whether the Sub-Adviser considers the investment opportunity to be a shorter-term tactical investment (a medium conviction idea) or a longer-term cyclical opportunity (a high conviction idea).

Underlying Investments do not include ETFs or ETPs that employ high levels of leverage, derivatives, or illiquid investments or that seek to return the inverse of an underlying index or benchmark. The Fund will typically invest no more than 5% of its total assets in any single Underlying Investment or individual security.

The Fund may lend its portfolio securities to brokers, dealers, and other financial organizations. These loans, if and when made, may not exceed 33 1/3% of the total asset value of the Fund (including the loan collateral). By lending its securities, the Fund may increase its income by receiving payments from the borrower.

### **Principal Risks of Investing in the Fund**

The principal risks of investing in the Fund are summarized below. The principal risks are presented in alphabetical order to facilitate finding particular risks and comparing them with other funds. Each risk summarized below is considered a “principal risk” of investing in the Fund, regardless of the order in which it appears. As with any investment, there is a risk

that you could lose all or a portion of your investment in the Fund. Some or all of these risks may adversely affect the Fund's net asset value per share ("NAV"), trading price, yield, total return and/or ability to meet its objectives. For more information about the risks of investing in the Fund, see the section in the Fund's Prospectus titled "Additional Information About the Funds."

- **Agency Debt Risk.** The Fund invests in unsecured bonds or debentures issued by U.S. government agencies. Bonds or debentures issued by U.S. government agencies, government-sponsored entities, or government corporations, including, among others, Fannie Mae and Freddie Mac, are generally backed only by the general creditworthiness and reputation of the U.S. government agency, government-sponsored entity, or government corporation issuing the bond or debenture and are not guaranteed by the U.S. Treasury or backed by the full faith and credit of the U.S. government. Ginnie Mae securities are generally backed by the full faith and credit of the U.S. government.

Some U.S. government agencies, including Fannie Mae and Freddie Mac, purchase and guarantee residential mortgages and form MBS that they issue to the market. These agencies also hold their own MBS as well as those of other institutions with funding from the agency debentures they issue. The market for MBS has been adversely affected by the value of those MBS held and/or issued by these agencies. These securities are subject to more credit risk than U.S. government securities that are supported by the full faith and credit of the U.S. (e.g., U.S. Treasury bonds). If a U.S. government agency that is the issuer of securities in which the Fund invests is unable to meet its obligations or ceases to exist and no plan is made for repayment of securities, the performance of the Fund will be adversely impacted.

- **Asset Allocation Risk.** The Fund may favor an asset category or investment strategy that performs poorly relative to other asset categories and investment strategies for short or long periods of time.
- **Covered Call Options Risk.** Investments in covered calls involve certain risks. When writing a covered call option, the Fund creates an obligation to deliver a security it already owns at an agreed-upon strike price on or before a predetermined date in the future in return for a premium. By selling a covered call option, the Fund may forego the opportunity to benefit from an increase in the price of the underlying stock above the strike price while continuing to bear the risk of a decline in the value of the underlying stock.
- **Currency Exchange Rate Risk.** The Fund may invest in Underlying Investments that invest primarily in securities denominated in non-U.S. currencies. Changes in currency exchange rates and the relative value of non-U.S. currencies may affect the value of such investments and the value of your Shares. Currency exchange rates can be very volatile and can change quickly and unpredictably. As a result, the value of an investment in the Fund may change quickly and without warning and you may lose money.
- **Emerging Markets Risk.** The Fund's Underlying Investments that provide exposure to securities traded in developing or emerging markets, and individual securities with such exposure, may involve substantial risk with respect to such securities due to limited information; different accounting, auditing, and financial reporting standards; a country's dependence on revenue from particular commodities or international aid; and expropriation, nationalization, or other adverse political or economic developments. Political and economic structures in many emerging market countries may be undergoing significant evolution and rapid development, and such countries may lack the social, political and economic stability characteristics of more developed countries. Some of these countries may have failed to recognize private property rights in the past and, at times, have nationalized or expropriated the assets of private companies.
- **Equity Market Risk.** The Fund may invest directly or in Underlying Investments that invest primarily in common stocks. Common stocks are generally exposed to greater risk than other types of securities, such as preferred stock and debt obligations, because common stockholders generally have inferior rights to receive payment from specific issuers. Equity securities may experience sudden, unpredictable drops in value or long periods of decline in value. This may occur because of factors that affect securities markets generally or factors affecting specific industries, sectors or companies in which the Fund or its Underlying Investment invest. In addition, local, regional or global events such as war, including Russia's invasion of Ukraine, acts of terrorism, spread of infectious diseases or other public health issues (such as the global pandemic caused by the COVID-19 virus), recessions, rising inflation, or other events could have a significant negative impact on the Fund and its investments. Such events may affect certain geographic regions, countries, sectors, and industries more significantly than others. Such events could adversely affect the prices and liquidity of the Fund's portfolio securities or other instruments and could result in disruptions in the trading markets.
- **ETF Risks.**
  - *Authorized Participants, Market Makers, and Liquidity Providers Concentration Risk.* The Fund has a limited number of financial institutions that may act as Authorized Participants ("APs"). In addition, there may be a limited number of market makers and/or liquidity providers in the marketplace. To the extent either of the following events

occur, Shares may trade at a material discount to NAV and possibly face delisting: (i) APs exit the business or otherwise become unable to process creation and/or redemption orders and no other APs step forward to perform these services, or (ii) market makers and/or liquidity providers exit the business or significantly reduce their business activities and no other entities step forward to perform their functions.

- *Costs of Buying or Selling Shares.* Due to the costs of buying or selling Shares, including brokerage commissions imposed by brokers and bid-ask spreads, frequent trading of Shares may significantly reduce investment results and an investment in Shares may not be advisable for investors who anticipate regularly making small investments.
- *Shares May Trade at Prices Other Than NAV.* As with all ETFs, Shares may be bought and sold in the secondary market at market prices. Although it is expected that the market price of Shares will approximate the Fund's NAV, there may be times when the market price of Shares is more than the NAV intra-day (premium) or less than the NAV intra-day (discount) due to supply and demand of Shares or during periods of market volatility. This risk is heightened in times of market volatility, periods of steep market declines, and periods when there is limited trading activity for Shares in the secondary market, in which case such premiums or discounts may be significant. Because securities held by the Fund may trade on foreign exchanges that are closed when the Fund's primary listing exchange is open, the Fund is likely to experience premiums and discounts greater than those of domestic ETFs.
- *Trading.* Although Shares are listed for trading on NYSE Arca, Inc. (the "Exchange") and may be traded on U.S. exchanges other than the Exchange, there can be no assurance that Shares will trade with any volume, or at all, on any stock exchange. There can be no assurance that an active trading market for such Shares will develop or be maintained. In stressed market conditions, the liquidity of Shares may begin to mirror the liquidity of the Fund's underlying portfolio holdings, which can be significantly less liquid than Shares, and this could lead to differences between the market price of the Shares and the underlying value of those Shares.
- **Fixed Income Securities Risk.** The Fund may invest in Underlying Investments that invest primarily in fixed income securities. Fixed income securities, such as bonds and certain asset-backed securities, involve certain risks, which include:
  - *Call Risk.* During periods of falling interest rates, an issuer of a callable bond held by the Fund may "call" or repay the security prior to its stated maturity, and the Fund may have to reinvest the proceeds at lower interest rates, resulting in a decline in the Fund's income.
  - *Credit Risk.* Credit risk refers to the possibility that the issuer of a security will not be able to make payments of interest and principal when due. Changes in an issuer's credit rating or the market's perception of an issuer's creditworthiness may also affect the value of an investment in that issuer.
  - *Duration Risk.* Prices of fixed income securities with longer durations are more sensitive to interest rate changes than those with shorter durations.
  - *Event Risk.* Event risk is the risk that corporate issuers may undergo restructurings, such as mergers, leveraged buyouts, takeovers, or similar events financed by increased debt. As a result of the added debt, the credit quality and market value of a company's bonds and/or other debt securities may decline significantly.
  - *Extension Risk.* When interest rates rise, certain obligations will be paid off by the obligor more slowly than anticipated, causing the value of these securities to fall.
  - *Interest Rate Risk.* Generally, the value of fixed income securities will change inversely with changes in interest rates. As interest rates rise, the market value of fixed income securities tends to decrease. Conversely, as interest rates fall, the market value of fixed income securities tends to increase. This risk will be greater for long-term securities than for short-term securities. Changes in government policy may have adverse effects on investments, volatility, and illiquidity in debt markets.
  - *Maturity Risk.* The value of fixed income investments is also dependent on their maturity. Generally, the longer the maturity of a fixed income security, the greater its sensitivity to changes in interest rates.
  - *Prepayment Risk.* When interest rates fall, certain obligations will be paid off by the obligor more quickly than originally anticipated, and the proceeds may have to be invested in securities with lower yields.
  - *Variable and Floating Rate Instrument Risk.* Floating or variable rate securities pay interest at rates that adjust in response to changes in a specified interest rate or reset at predetermined dates (such as the end of a calendar quarter). Securities with floating or variable interest rates are generally less sensitive to interest rate changes than securities with fixed interest rates, but may decline in value if their interest rates do not rise as much, or as quickly, as comparable market interest rates. Although floating or variable rate securities are generally less sensitive to interest

rate risk than fixed rate securities, they are subject to credit, liquidity and default risk and may be subject to legal or contractual restrictions on resale, which could impair their value.

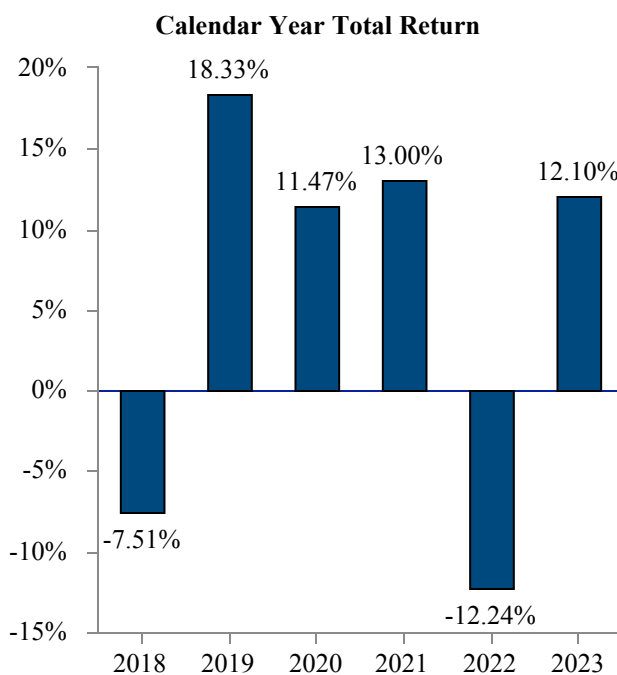
- **Foreign Securities Risk.** The Fund may invest in Underlying Investments that invest primarily in foreign securities. Investments in foreign securities involve certain risks that may not be present with investments in U.S. securities. For example, investments in foreign securities may be subject to risk of loss due to foreign currency fluctuations or to political or economic instability. Investments in foreign securities also may be subject to withholding or other taxes and may be subject to additional trading, settlement, custodial, and operational risks. These and other factors can make investments in the Fund more volatile and potentially less liquid than other types of investments. These risks may be enhanced for securities of companies organized in emerging market nations.
- **Government Obligations Risk.** The Fund may invest in Underlying Investments that primarily invest in securities issued by the U.S. or other governments. There can be no guarantee that the United States or another country will be able to meet its payment obligations with respect to such securities. Additionally, market prices and yields of securities supported by the full faith and credit of the U.S. government or other countries may decline or be negative for short or long periods of time.
- **High-Yield Securities Risk.** The Fund may invest in Underlying Investments that primarily invest in high-yield securities (also known as “junk bonds”). Although high-yield securities generally pay higher rates of interest than investment grade bonds, high-yield securities are speculative, high risk investments that may cause income and principal losses for the Fund or its Underlying Investments and, consequently, negatively affect the value of the Fund. High-yield securities may be issued by companies that are restructuring, are smaller and less creditworthy, or are more highly indebted than other companies. This means that they may have more difficulty making scheduled payments of principal and interest. Changes in the value of high-yield securities are influenced more by changes in the financial and business position of the issuing company than by changes in interest rates when compared to investment grade securities. The Fund’s exposure to high-yield securities may subject it to a substantial degree of credit risk.
- **Investment Company Risk.** The risks of investing in investment companies, such as the Underlying Investments, typically reflect the risks of the types of instruments in which the investment companies invest. By investing in another investment company, the Fund becomes a shareholder of that investment company and bears its proportionate share of the fees and expenses of the other investment company. The Fund may be subject to statutory limits with respect to the amount it can invest in other ETFs, which may adversely affect the Fund’s ability to achieve its investment objective. Investments in ETFs are also subject to the “ETF Risks” described above.
- **Management Risk.** The Fund is actively managed and may not meet its investment objective based on the portfolio managers’ success or failure to implement investment strategies for the Fund.
- **Market Risk.** The trading prices of Underlying Investments, including equity and debt securities and other instruments, fluctuate in response to a variety of factors. These factors include events impacting the entire market or specific market segments, such as political, market and economic developments, as well as events that impact specific issuers. A Fund’s NAV and market price, like security and commodity prices generally, may fluctuate significantly in response to these and other factors. As a result, an investor could lose money over short or long periods of time.
- **MLP Risk.** The Fund may invest in Underlying Investments that principally invest in MLPs. MLP investment returns are enhanced during periods of declining or low interest rates and tend to be negatively influenced when interest rates are rising. In addition, most MLPs are fairly leveraged and typically carry a portion of a “floating” rate debt. As such, a significant upward swing in interest rates would also drive interest expense higher. Furthermore, most MLPs grow by acquisitions partly financed by debt, and higher interest rates could make it more difficult to make acquisitions. MLP investments also entail many of the general tax risks of investing in a partnership. Limited partners in an MLP typically have limited control and limited rights to vote on matters affecting the partnership. Additionally, there is always the risk that an MLP will fail to qualify for favorable tax treatment.
- **Mortgage- and Asset-Backed Securities Risk.** The Fund may invest in Underlying Investments that principally invest in mortgage- and asset-backed securities. Such securities are subject to credit, interest rate, prepayment, and extension risks (see “Fixed Income Securities Risk” above). These securities also are subject to risk of default on the underlying mortgage or asset, particularly during periods of economic downturn. Small movements in interest rates may quickly and significantly reduce the value of certain mortgage-backed securities.
- **Municipal Securities Risk.** Municipal securities can be significantly affected by political or economic changes, including changes made in the law after issuance of the securities, as well as uncertainties in the municipal market related to taxation, legislative changes or the rights of municipal security holders, including in connection with an issuer

insolvency. Municipal securities backed by current or anticipated revenues from a specific project or specific assets can be negatively affected by the inability to collect revenues from the project or the assets.

- **REIT Investment Risk.** The Fund may invest in Underlying Investments that primarily invest in REITs. Investments in REITs involve unique risks. REITs may have limited financial resources, may trade less frequently and in limited volume, and may be more volatile than other securities. The risks of investing in REITs include certain risks associated with the direct ownership of real estate and the real estate industry in general. REITs are also subject to heavy cash flow dependency, defaults by borrowers, and self-liquidation.
- **Sector Risk.** To the extent the Fund invests, either directly or through Underlying Investments, more heavily in particular sectors of the economy, its performance will be especially sensitive to developments that significantly affect those sectors.
- **Securities Lending Risk.** There are certain risks associated with securities lending, including the risk that the borrower may fail to return the securities on a timely basis or even the loss of rights in the collateral deposited by the borrower, if the borrower should fail financially. The Fund could also lose money in the event of a decline in the value of collateral provided for loaned securities or a decline in the value of any investments made with cash collateral. As a result the Fund may lose money.
- **Small and Mid-Sized Company Stock Risk.** The Fund may invest directly or in Underlying Investments that primarily invest in the common stock of small- or mid-sized companies. Small to mid-sized company stocks have historically been subject to greater investment risk than large company stocks. The prices of small- to mid-sized company stocks tend to be more volatile and less liquid than large company stocks.

### Performance

The following performance information indicates some of the risks of investing in the Fund. The bar chart shows the Fund's performance for the calendar years ended December 31. The table illustrates how the Fund's average annual returns for the 1-year, 5-year, and since inception periods compare with the ICE BofA US Broad Market Index, the Fund's primary benchmark index, as well as the NYSE Expanded Opportunities Index, NYSE Select Sector Equal Weight Index, and S&P Target Risk Growth Index, the Fund's secondary benchmark indexes. The Fund's past performance, before and after taxes, does not necessarily indicate how it will perform in the future. Updated performance information is available on the Fund's website at [www.clear-shares.com](http://www.clear-shares.com).



For the year-to-date period ended June 30, 2024, the Fund's total return was 7.86%. During the period of time shown in the bar chart, the Fund's highest quarterly return was 12.43% for the quarter ended June 30, 2020 and the lowest quarterly return was -13.08% for the quarter ended March 31, 2020.



**Average Annual Total Returns  
For the Period Ended December 31, 2023**

<b>ClearShares OCIO ETF</b>	<b>1 Year</b>	<b>5 Years</b>	<b>Since Inception (6/26/17)</b>
Return Before Taxes	12.10%	7.96%	5.90%
Return After Taxes on Distributions	11.27%	7.15%	5.14%
Return After Taxes on Distributions and Sale of Shares	7.39%	6.10%	4.47%
<b>ICE BofA US Broad Market Index<sup>1</sup></b> (reflects no deduction for fees, expenses, or taxes)	5.39%	1.08%	0.92%
<b>NYSE Expanded Opportunities Index</b> (reflects no deduction for fees, expenses, or taxes)	-2.14%	1.34%	0.56%
<b>NYSE Select Sector Equal Weight Index</b> (reflects no deduction for fees, expenses, or taxes)	16.99%	13.99%	11.05%
<b>S&amp;P Target Risk Growth Index</b> (reflects no deduction for fees, expenses, or taxes)	15.38%	7.73%	5.97%

<sup>1</sup> In connection with newly adopted SEC regulations applicable to the Fund, the ICE BofA US Broad Market Index is the Fund's new broad-based securities market index. The Fund will continue to show index performance for the S&P Target Risk Growth Index, an additional benchmark index that served as the Fund's previous broad-based securities market index.

After-tax returns are calculated using the historical highest individual federal marginal income tax rates during the period covered by the table above and do not reflect the impact of state and local taxes. Actual after-tax returns depend on an investor's tax situation and may differ from those shown. After-tax returns shown are not relevant to investors who hold their Shares through tax-deferred arrangements such as an individual retirement account ("IRA") or other tax-advantaged accounts.

**Management**

*Investment Adviser:* ClearShares LLC serves as investment adviser to the Fund.

*Investment Sub-Adviser:* Blueprint Investment Partners LLC serves as the investment sub-adviser to the Fund.

**Portfolio Managers**

Jonathan Robinson (Chief Executive Officer of Blueprint) and Brandon Langley (Chief Compliance Officer of Blueprint) have been the portfolio managers of the Fund since October 2021.

**Purchase and Sale of Shares**

Shares are listed on the Exchange, and individual Shares may only be bought and sold in the secondary market through brokers at market prices, rather than NAV. Because Shares trade at market prices rather than NAV, Shares may trade at a price greater than NAV (premium) or less than NAV (discount).

The Fund issues and redeems Shares at NAV only in large blocks known as "Creation Units," which only APs (typically, broker-dealers) may purchase or redeem. The Fund generally issues and redeems Creation Units in exchange for a portfolio of securities and/or a designated amount of U.S. cash.

Investors may incur costs attributable to the difference between the highest price a buyer is willing to pay to purchase Shares (bid) and the lowest price a seller is willing to accept for Shares (ask) when buying or selling Shares in the secondary market (the "bid-ask spread"). Recent information about the Fund, including its NAV, market price, premiums and discounts, and bid-ask spreads is available on the Fund's website at [www.clear-shares.com](http://www.clear-shares.com).

**Tax Information**

Fund distributions are generally taxable as ordinary income, qualified dividend income, or capital gains (or a combination), unless your investment is in an IRA or other tax-advantaged account. Distributions on investments made through tax-deferred arrangements may be taxed later upon withdrawal of assets from those accounts.

**Financial Intermediary Compensation**

If you purchase Shares through a broker-dealer or other financial intermediary (such as a bank) (an “Intermediary”), the Adviser, Sub-Adviser, or their affiliates may pay Intermediaries for certain activities related to the Fund, including participation in activities that are designed to make Intermediaries more knowledgeable about exchange traded products, including the Fund, or for other activities, such as marketing, educational training or other initiatives related to the sale or promotion of Shares. These payments may create a conflict of interest by influencing the Intermediary and your salesperson to recommend the Fund over another investment. Any such arrangements do not result in increased Fund expenses. Ask your salesperson or visit the Intermediary’s website for more information.

## CLEARSHARES ULTRA-SHORT MATURITY ETF - FUND SUMMARY

### Investment Objective

The ClearShares Ultra-Short Maturity ETF (the “Fund”) seeks current income.

### Fees and Expenses of the Fund

The following table describes the fees and expenses you may pay if you buy, hold, and sell shares of the Fund (“Shares”). **You may pay other fees, such as brokerage commissions and other fees to financial intermediaries, which are not reflected in the table and Example below.**

<b>Annual Fund Operating Expenses</b> (expenses that you pay each year as a percentage of the value of your investment)	
Management Fees	0.20%
Distribution and/or Service (12b-1) Fees	0.00%
Other Expenses	0.00%
<b>Total Annual Fund Operating Expenses</b>	<b>0.20%</b>

### Expense Example

This Example is intended to help you compare the cost of investing in the Fund with the cost of investing in other funds. The Example assumes that you invest \$10,000 in the Fund for the time periods indicated and then continue to hold or redeem all of your Shares at the end of those periods. The Example also assumes that your investment has a 5% return each year and that the Fund’s operating expenses remain the same. Although your actual costs may be higher or lower, based on these assumptions your costs would be:

<b>1 Year</b>	<b>3 Years</b>	<b>5 Years</b>	<b>10 Years</b>
\$20	\$64	\$113	\$255

### Portfolio Turnover

The Fund pays transaction costs, such as commissions, when it buys and sells securities (or “turns over” its portfolio). A higher portfolio turnover rate may indicate higher transaction costs and may result in higher taxes when Shares are held in a taxable account. These costs, which are not reflected in annual fund operating expenses or in the Example, affect the Fund’s performance. This rate excludes the value of portfolio securities whose maturities or expiration dates at the time of acquisition were one year or less. For the fiscal year ended May 31, 2024, the Fund’s portfolio turnover rate was 0% of the average value of its portfolio.

### Principal Investment Strategies

The Fund is an actively managed exchange-traded fund (“ETF”) that seeks to achieve its investment objective primarily by investing in repurchase agreements collateralized by U.S. government securities. **The Fund is not a money market fund and does not seek to maintain a stable net asset value (“NAV”) of \$1.00 per share.**

A repurchase agreement is an agreement under which the Fund acquires a financial instrument (e.g., a security issued by the U.S. government or an agency thereof) from a seller. At the time of purchase, the seller (usually a commercial bank, broker, or dealer) agrees to repurchase the underlying security at a mutually agreed-upon price on a designated future date (normally, the next business day). The securities acquired by the Fund pursuant to repurchase agreement transactions will generally have a total value (including accrued interest earned thereon) in excess of the repurchase agreement’s value and will be held by the Fund’s custodian until the securities are repurchased. As a result, repurchase agreements may be considered a loan collateralized by securities.

The Fund may also invest in U.S. government securities, such as U.S. Treasuries and U.S. agency securities, which may include mortgage-backed securities (“MBS”) issued or guaranteed by the U.S. government, federal agencies, or U.S. government sponsored instrumentalities, such as the Government National Mortgage Administration (“Ginnie Mae”), the Federal Housing Administration (“FHA”), the Federal National Mortgage Association (“Fannie Mae”) and the Federal Home Loan Mortgage Corporation (“Freddie Mac”).

The effective duration of the Fund’s portfolio will be one year or less, and the dollar-weighted average maturity of the Fund’s portfolio will be less than one year. Effective duration is a measure of the Fund’s price sensitivity to changes in yields or interest rates and a higher duration indicates greater sensitivity to interest rates. Weighted average maturity refers to the length of time until a bond’s principal is repaid with interest.

The Fund's portfolio may also include cash and cash equivalents, as well as investments in ETFs and other investment companies that provide exposure to securities similar to those securities in which the Fund may invest in directly. While the Fund will invest, under normal circumstances, in a conservative, liquid portfolio, the Fund may invest up to 15% of net assets in illiquid investments, including illiquid repurchase agreements.

### Principal Risks of Investing in the Fund

The principal risks of investing in the Fund are summarized below. The principal risks are presented in alphabetical order to facilitate finding particular risks and comparing them with other funds. Each risk summarized below is considered a "principal risk" of investing in the Fund, regardless of the order in which it appears. As with any investment, there is a risk that you could lose all or a portion of your investment in the Fund. Some or all of these risks may adversely affect the Fund's net asset value per share ("NAV"), trading price, yield, total return and/or ability to meet its objectives. For more information about the risks of investing in the Fund, see the section in the Fund's Prospectus titled "Additional Information About the Funds."

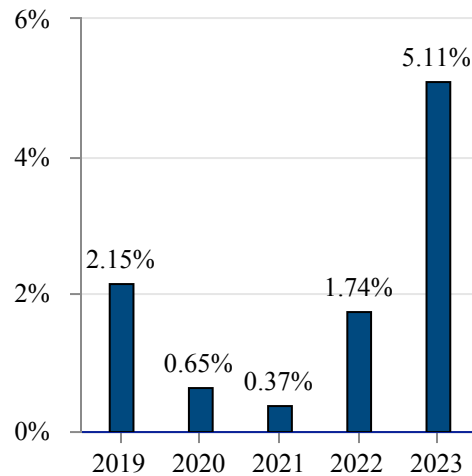
- **Agency Debt Risk.** The Fund invests in unsecured bonds or debentures issued by U.S. government agencies, including Fannie Mae and Freddie Mac. Bonds or debentures issued by U.S. government agencies, government-sponsored entities, or government corporations, including, among others, Fannie Mae and Freddie Mac, are generally backed only by the general creditworthiness and reputation of the U.S. government agency, government-sponsored entity, or government corporation issuing the bond or debenture and are not guaranteed by the U.S. Department of the Treasury ("U.S. Treasury") or backed by the full faith and credit of the U.S. government. As a result, there is uncertainty as to the current status of many obligations of Fannie Mae, Freddie Mac and other agencies that are placed under conservatorship of the federal government. Ginnie Mae securities are generally backed by the full faith and credit of the U.S. government.
- **ETF Risks.**
  - *Authorized Participants, Market Makers, and Liquidity Providers Concentration Risk.* The Fund has a limited number of financial institutions that may act as Authorized Participants ("APs"). In addition, there may be a limited number of market makers and/or liquidity providers in the marketplace. To the extent either of the following events occur, Shares may trade at a material discount to NAV and possibly face delisting: (i) APs exit the business or otherwise become unable to process creation and/or redemption orders and no other APs step forward to perform these services, or (ii) market makers and/or liquidity providers exit the business or significantly reduce their business activities and no other entities step forward to perform their functions.
  - *Cash Redemption Risk.* The Fund's investment strategy may require it to redeem Shares for cash or to otherwise include cash as part of its redemption proceeds. The Fund may be required to sell or unwind portfolio investments to obtain the cash needed to distribute redemption proceeds. This may cause the Fund to recognize a capital gain that it might not have recognized if it had made a redemption in-kind. As a result, the Fund may pay out higher annual capital gain distributions than if the in-kind redemption process was used. In addition, cash redemptions may incur higher brokerage costs than in-kind redemptions, and these added costs may be borne by the Fund and negatively impact Fund performance.
  - *Costs of Buying or Selling Shares.* Due to the costs of buying or selling Shares, including brokerage commissions imposed by brokers and bid-ask spreads, frequent trading of Shares may significantly reduce investment results and an investment in Shares may not be advisable for investors who anticipate regularly making small investments.
  - *Shares May Trade at Prices Other Than NAV.* As with all ETFs, Shares may be bought and sold in the secondary market at market prices. Although it is expected that the market price of Shares will approximate the Fund's NAV, there may be times when the market price of Shares is more than the NAV intra-day (premium) or less than the NAV intra-day (discount) due to supply and demand of Shares or during periods of market volatility. This risk is heightened in times of market volatility, periods of steep market declines, and periods when there is limited trading activity for Shares in the secondary market, in which case such premiums or discounts may be significant.
  - *Trading.* Although Shares are listed for trading on NYSE Arca, Inc. (the "Exchange") and may be traded on U.S. exchanges other than the Exchange, there can be no assurance that Shares will trade with any volume, or at all, on any stock exchange. There can be no assurance that an active trading market for such Shares will develop or be maintained. In stressed market conditions, the liquidity of Shares may begin to mirror the liquidity of the Fund's underlying portfolio holdings, which can be significantly less liquid than Shares, and this could lead to differences between the market price of the Shares and the underlying value of those Shares.

- **Fixed Income Securities Risk.** The Fund invests in fixed income securities, such as bonds and certain asset-backed securities, that involve certain risks, including:
  - *Call Risk.* During periods of falling interest rates, an issuer of a callable bond held by the Fund may “call” or repay the security prior to its stated maturity, and the Fund may have to reinvest the proceeds at lower interest rates, resulting in a decline in the Fund’s income.
  - *Credit Risk.* Credit risk refers to the possibility that the issuer of a security will not be able to make payments of interest and principal when due. Changes in an issuer’s credit rating or the market’s perception of an issuer’s creditworthiness may also affect the value of an investment in that issuer.
  - *Duration Risk.* Prices of fixed income securities with longer durations are more sensitive to interest rate changes than those with shorter durations.
  - *Event Risk.* Event risk is the risk that corporate issuers may undergo restructurings, such as mergers, leveraged buyouts, takeovers, or similar events financed by increased debt. As a result of the added debt, the credit quality and market value of a company’s bonds and/or other debt securities may decline significantly.
  - *Extension Risk.* When interest rates rise, certain obligations will be paid off by the obligor more slowly than anticipated, causing the value of these securities to fall.
  - *Interest Rate Risk.* Generally, the value of fixed income securities will change inversely with changes in interest rates. As interest rates rise, the market value of fixed income securities tends to decrease. Conversely, as interest rates fall, the market value of fixed income securities tends to increase. This risk will be greater for long-term securities than for short-term securities. Changes in government policy may have adverse effects on investments, volatility, and illiquidity in debt markets.
  - *Maturity Risk.* The value of fixed income investments is also dependent on their maturity. Generally, the longer the maturity of a fixed income security, the greater its sensitivity to changes in interest rates.
  - *Prepayment Risk.* When interest rates fall, certain obligations will be paid off by the obligor more quickly than originally anticipated, and the proceeds may have to be invested in securities with lower yields.
- **Government Obligations Risk.** The Fund invests in securities issued, sponsored, or guaranteed by the U.S. government, its agencies or instrumentalities. There can be no guarantee that the United States will be able to meet its payment obligations with respect to such securities where it is not obligated by law to do so. Additionally, market prices and yields of securities supported by the full faith and credit of the U.S. government or other countries may decline or be negative for short or long periods of time.
- **Illiquid Investments Risks.** The Fund may invest in repurchase agreements that are deemed illiquid because they cannot be expected to be sold or disposed of in current market conditions, within seven calendar days, without significantly impacting the market value of the investment. The Fund could lose money if it is unable to dispose of such investments at a time or price that is most beneficial to the Fund.
- **Management Risk.** The Fund is actively managed and may not meet its investment objective based on the portfolio managers’ success or failure to implement investment strategies for the Fund.
- **Market Risk.** The trading prices of debt securities and other instruments fluctuate in response to a variety of factors. The Fund’s NAV and market price may fluctuate significantly in response to these and other factors. As a result, an investor could lose money over short or long periods of time.
- **Mortgage-Backed Securities Risk.** The Fund invests in MBS issued or guaranteed by the U.S. government. Such securities are subject to credit, interest rate, prepayment, and extension risks (see “Fixed Income Securities Risk” above). These securities also are subject to risk of default on the underlying mortgage or asset, particularly during periods of economic downturn. Small movements in interest rates may quickly and significantly reduce the value of certain MBS.
- **Repurchase Agreement Risk.** Repurchase agreements may be construed to be collateralized loans by the Fund, and if so, the underlying securities relating to the repurchase agreement will only constitute collateral for the seller’s obligation to pay the repurchase price. If the seller defaults on its obligation under the agreement, the Fund may suffer delays and incur costs or lose money in exercising its rights under the agreement. A seller failing to repurchase the security coupled with a decline in the market value of the security may result in the Fund losing money.

## Performance

The following performance information indicates some of the risks of investing in the Fund. The bar chart shows the Fund's performance for the calendar years ended December 31. The table illustrates how the Fund's average annual returns for the 1-year, 5-year, and since inception periods compare with the ICE BofA US Broad Market Index, the Fund's primary benchmark index, as well as the ICE Treasury, Agency & Collateralized Index and ICE BofA Merrill Lynch 3 Month Treasury Bill Index, the Fund's secondary benchmark indexes. The Fund's past performance, before and after taxes, does not necessarily indicate how it will perform in the future. Updated performance information is available on the Fund's website at [www.clear-shares.com](http://www.clear-shares.com).

**Calendar Year Total Return**



For the year-to-date period ended June 30, 2024, the Fund's total return was 2.70%. During the period of time shown in the bar chart, the Fund's highest quarterly return was 1.35% for the quarter ended December 31, 2023 and the lowest quarterly return was 0.07% for the quarter ended March 31, 2022.

### Average Annual Total Returns

#### For the Period Ended December 31, 2023

<b>ClearShares Ultra-Short Maturity ETF</b>	<b>1 Year</b>	<b>5 Years</b>	<b>Since Inception (7/10/18)</b>
Return Before Taxes	5.11%	1.99%	1.98%
Return After Taxes on Distributions	2.98%	1.18%	1.17%
Return After Taxes on Distributions and Sale of Shares	3.00%	1.18%	1.17%
<b>ICE BofA US Broad Market Index<sup>1</sup></b> (reflects no deduction for fees, expenses, or taxes)	5.39%	1.08%	1.26%
<b>ICE Treasury, Agency &amp; Collateralized Index</b> (reflects no deduction for fees, expenses, or taxes)	4.30%	0.44%	0.76%
<b>ICE BofA Merrill Lynch 3 Month Treasury Bill Index</b> (reflects no deduction for fees, expenses, or taxes)	5.05%	1.89%	1.91%

<sup>1</sup> In connection with newly adopted SEC regulations applicable to the Fund, the ICE BofA US Broad Market Index is the Fund's new broad-based securities market index. The Fund will continue to show index performance for the ICE BofA Merrill Lynch 3 Month Treasury Bill Index, an additional benchmark index that served as the Fund's previous broad-based securities market index.

After-tax returns are calculated using the historical highest individual federal marginal income tax rates during the period covered by the table above and do not reflect the impact of state and local taxes. Actual after-tax returns depend on an investor's tax situation and may differ from those shown. After-tax returns shown are not relevant to investors who hold their Shares through tax-deferred arrangements such as an individual retirement account ("IRA") or other tax-advantaged accounts. In certain cases, the figure representing "Return After Taxes on Distributions and Sale of Shares" may be higher than the other return figures for the same period. A higher after-tax return results when a capital loss occurs upon redemption and provides an assumed tax deduction that benefits the investor.

## Management

*Investment Adviser:* ClearShares LLC serves as investment adviser to the Fund (the “Adviser”).

*Investment Sub-Adviser:* Piton Investment Management, L.P. serves as the investment sub-adviser to the Fund (“Piton” or the “Sub-Adviser”).

## Portfolio Managers

Frank Codey (Chief Operating Officer of ClearShares) has been a portfolio manager of the Fund since June 2019, and James Fortescue (Senior Portfolio Manager of Piton) has been a portfolio manager of the Fund since December 2019.

## Purchase and Sale of Shares

Shares are listed on the Exchange, and individual Shares may only be bought and sold in the secondary market through brokers at market prices, rather than NAV. Because Shares trade at market prices rather than NAV, Shares may trade at a price greater than NAV (premium) or less than NAV (discount).

The Fund issues and redeems Shares at NAV only in large blocks known as “Creation Units,” which only APs (typically, broker-dealers) may purchase or redeem. The Fund generally issues and redeems Creation Units in exchange for a portfolio of securities and/or a designated amount of U.S. cash.

Investors may incur costs attributable to the difference between the highest price a buyer is willing to pay to purchase Shares (bid) and the lowest price a seller is willing to accept for Shares (ask) when buying or selling Shares in the secondary market (the “bid-ask spread”). Recent information about the Fund, including its NAV, market price, premiums and discounts, and bid-ask spreads is available on the Fund’s website at [www.clear-shares.com](http://www.clear-shares.com).

## Tax Information

Fund distributions are generally taxable as ordinary income, qualified dividend income, or capital gains (or a combination), unless your investment is in an IRA or other tax-advantaged account. Distributions on investments made through tax-deferred arrangements may be taxed later upon withdrawal of assets from those accounts.

## Financial Intermediary Compensation

If you purchase Shares through a broker-dealer or other financial intermediary (such as a bank) (an “Intermediary”), the Adviser, Sub-Adviser, or their affiliates may pay Intermediaries for certain activities related to the Fund, including participation in activities that are designed to make Intermediaries more knowledgeable about exchange traded products, including the Fund, or for other activities, such as marketing, educational training or other initiatives related to the sale or promotion of Shares. These payments may create a conflict of interest by influencing the Intermediary and your salesperson to recommend the Fund over another investment. Any such arrangements do not result in increased Fund expenses. Ask your salesperson or visit the Intermediary’s website for more information.

## CLEARSHARES PITON INTERMEDIATE FIXED INCOME ETF - FUND SUMMARY

### Investment Objective

The ClearShares Piton Intermediate Fixed Income ETF (the “Fund”) seeks current income consistent with the long term preservation of capital.

### Fees and Expenses of the Fund

The following table describes the fees and expenses you may pay if you buy, hold, and sell shares of the Fund (“Shares”). **You may pay other fees, such as brokerage commissions and other fees to financial intermediaries, which are not reflected in the table and Example below.**

---

<b>Annual Fund Operating Expenses</b> <i>(expenses that you pay each year as a percentage of the value of your investment)</i>	
Management Fees	0.45%
Distribution and/or Service (12b-1) Fees	0.00%
Other Expenses	0.00%
<b>Total Annual Fund Operating Expenses</b>	<b>0.45%</b>

---

## Expense Example

This Example is intended to help you compare the cost of investing in the Fund with the cost of investing in other funds. The Example assumes that you invest \$10,000 in the Fund for the time periods indicated and then continue to hold or redeem all of your Shares at the end of those periods. The Example also assumes that your investment has a 5% return each year and that the Fund's operating expenses remain the same. Although your actual costs may be higher or lower, based on these assumptions your costs would be:

<b>1 Year</b>	<b>3 Years</b>	<b>5 Years</b>	<b>10 Years</b>
\$46	\$144	\$252	\$567

## Portfolio Turnover

The Fund pays transaction costs, such as commissions, when it buys and sells securities (or "turns over" its portfolio). A higher portfolio turnover rate may indicate higher transaction costs and may result in higher taxes when Shares are held in a taxable account. These costs, which are not reflected in annual fund operating expenses or in the Example, affect the Fund's performance. For the fiscal year ended May 31, 2024, the Fund's portfolio turnover rate was 34% of the average value of its portfolio.

## Principal Investment Strategies

The Fund is an actively managed exchange-traded fund ("ETF") that seeks to achieve its investment objective by investing, under normal market conditions, at least 80% of its net assets (plus borrowings for investment purposes) in debt securities and other instruments that have economic characteristics similar to such securities. The Fund principally invests in U.S.-dollar denominated, investment-grade securities and seeks to typically maintain a dollar-weighted average portfolio maturity of zero to ten years. The Fund may invest in instruments with a range of maturities, including short-, medium- or long-term maturities.

The Fund seeks to typically maintain an average portfolio duration of three to five years. Duration is the weighted-average time in years for an investor to recoup the cost of an investment from the cash flows associated with a bond or portfolio of bonds. It can be used as a measure of price sensitivity to changes in yields or interest rates with a lower duration indicating less sensitivity to interest rates. For example, the price of a security with a three-year duration would be expected to drop by approximately 3% in response to a 1% increase in interest rates.

Piton Investment Management, L.P. ("Piton" or the "Sub-Adviser") selects securities for the Fund's portfolio based on its analysis of how an instrument contributes to the Fund's overall credit, liquidity, duration, and interest rate risks. The Sub-Adviser will generally select instruments from issuers with at least \$1 billion in outstanding debt issuances.

Piton's approach to identifying attractive securities for the Fund includes a top-down macroeconomic investment thesis and bottom-up security analysis to drive investment decisions. The firm's investment thesis is generally derived from consideration of core macroeconomic factors such as economic data and trends, monetary, fiscal, and regulatory policy measures, market valuations and volatility, inflation, supply and demand, and intangible elements that Piton believes may influence markets. Piton's portfolio management team then combines its assessment of the above information into the team's outlook for interest rates, sector strengths or weaknesses, and liquidity, along with external research to set the current thesis. The combined analysis determines the overall risk profile for the Fund, including its targeted duration range, relative asset allocation decisions, and credit exposure. This investment thesis is typically revisited weekly as part of the ongoing management of the Fund.

Once the Fund's investment thesis is identified, Piton's portfolio management team conducts an analysis of individual securities or issuers to screen to identify appropriate investment opportunities at the individual security level. The investment team narrows the list of potential investments based on a variety of screens, including forward-looking assessments of a security's contribution to the Fund's duration and sector allocation.

The Fund may invest in a variety of fixed income instruments with a fixed or floating (variable) interest rate. The Fund's investments may include investment-grade U.S. corporate and government debt obligations (including securities issued or guaranteed by the U.S. Government or its agencies or instrumentalities), as well as mortgage-backed, commercial mortgage-backed and asset-backed securities. The Fund's investments may also include cash and cash equivalents, money market mutual funds, taxable or tax-exempt municipal securities, and shares of other ETFs that principally invest in debt securities.



“Investment-grade” debt securities are those rated “Baa3” or “BBB-” or better by Moody’s Investors Service, Inc. (Moody’s) or S&P Global Ratings (S&P), each of which is a nationally recognized statistical ratings organization. The Fund may also invest in unrated securities, in which case the Sub-Adviser may internally assign ratings to certain of those securities, after assessing their credit quality.

The Fund will generally limit its investment in securities issued by a single issuer to 10% of the Fund’s total assets.

### **Principal Risks of Investing in the Fund**

The principal risks of investing in the Fund are summarized below. The principal risks are presented in alphabetical order to facilitate finding particular risks and comparing them with other funds. Each risk summarized below is considered a “principal risk” of investing in the Fund, regardless of the order in which it appears. As with any investment, there is a risk that you could lose all or a portion of your investment in the Fund. Some or all of these risks may adversely affect the Fund’s net asset value per share (“NAV”), trading price, yield, total return and/or ability to meet its objectives. For more information about the risks of investing in the Fund, see the section in the Fund’s Prospectus titled “Additional Information About the Funds.”

- **ETF Risks.** The Fund is an ETF, and, as a result of an ETF’s structure, it is exposed to the following risks:
  - *Authorized Participants, Market Makers, and Liquidity Providers Concentration Risk.* The Fund has a limited number of financial institutions that may act as Authorized Participants (“APs”). In addition, there may be a limited number of market makers and/or liquidity providers in the marketplace. To the extent either of the following events occur, Shares may trade at a material discount to NAV and possibly face delisting: (i) APs exit the business or otherwise become unable to process creation and/or redemption orders and no other APs step forward to perform these services, or (ii) market makers and/or liquidity providers exit the business or significantly reduce their business activities and no other entities step forward to perform their functions.
  - *Cash Redemption Risk.* The Fund’s investment strategy may require it to redeem Shares for cash or to otherwise include cash as part of its redemption proceeds. The Fund may be required to sell or unwind portfolio investments to obtain the cash needed to distribute redemption proceeds. This may cause the Fund to recognize a capital gain that it might not have recognized if it had made a redemption in-kind. As a result, the Fund may pay out higher annual capital gain distributions than if the in-kind redemption process was used. In addition, cash redemptions may incur higher brokerage costs than in-kind redemptions, and these added costs may be borne by the Fund and negatively impact Fund performance.
  - *Costs of Buying or Selling Shares.* Due to the costs of buying or selling Shares, including brokerage commissions imposed by brokers and bid-ask spreads, frequent trading of Shares may significantly reduce investment results and an investment in Shares may not be advisable for investors who anticipate regularly making small investments.
  - *Shares May Trade at Prices Other Than NAV.* As with all ETFs, Shares may be bought and sold in the secondary market at market prices. Although it is expected that the market price of Shares will approximate the Fund’s NAV, there may be times when the market price of Shares is more than the NAV intra-day (premium) or less than the NAV intra-day (discount) due to supply and demand of Shares or during periods of market volatility. This risk is heightened in times of market volatility, periods of steep market declines, and periods when there is limited trading activity for Shares in the secondary market, in which case such premiums or discounts may be significant.
  - *Trading.* Although Shares are listed for trading on NYSE Arca, Inc. (the “Exchange”) and may be traded on U.S. exchanges other than the Exchange, there can be no assurance that Shares will trade with any volume, or at all, on any stock exchange. In stressed market conditions, the liquidity of Shares may begin to mirror the liquidity of the Fund’s underlying portfolio holdings, which can be significantly less liquid than Shares, and this could lead to differences between the market price of the Shares and the underlying value of those Shares.
- **Fixed Income Securities Risk.** The value of investments in fixed income securities fluctuates with changes in interest rates. Typically, a rise in interest rates causes a decline in the value of fixed income securities owned indirectly by the Fund. On the other hand, if rates fall, the value of the fixed income securities generally increases. The Fund may be subject to a greater risk of rising interest rates due to the current period of historically low rates and the effect of potential government fiscal policy initiatives and resulting market reaction to those initiatives. Below are several specific risks associated with investments in fixed income securities.
  - *Call Risk.* During periods of falling interest rates, an issuer of a callable bond held by the Fund may “call” or repay the security prior to its stated maturity, and the Fund may have to reinvest the proceeds at lower interest rates, resulting in a decline in the Fund’s income.

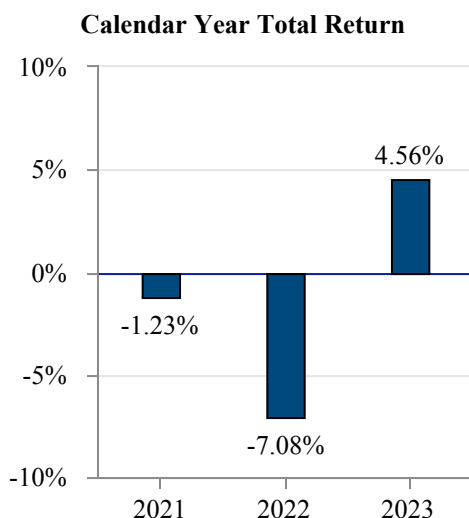
- *Credit Risk.* Credit risk refers to the possibility that the issuer of a security will not be able to make payments of interest and principal when due. Changes in an issuer's credit rating or the market's perception of an issuer's creditworthiness may also affect the value of an investment in that issuer.
- *Duration Risk.* Prices of fixed income securities with longer durations are more sensitive to interest rate changes than those with shorter durations.
- *Event Risk.* Event risk is the risk that corporate issuers may undergo restructurings, such as mergers, leveraged buyouts, takeovers, or similar events financed by increased debt. As a result of the added debt, the credit quality and market value of a company's bonds and/or other debt securities may decline significantly.
- *Extension Risk.* When interest rates rise, certain obligations will be paid off by the obligor more slowly than anticipated, causing the value of these securities to fall.
- *Interest Rate Risk.* Generally, the value of fixed income securities will change inversely with changes in interest rates. As interest rates rise, the market value of fixed income securities tends to decrease. Conversely, as interest rates fall, the market value of fixed income securities tends to increase. This risk will be greater for long-term securities than for short-term securities. Changes in government policy may have adverse effects on investments, volatility, and illiquidity in debt markets.
- *Maturity Risk.* The value of fixed income investments is also dependent on their maturity. Generally, the longer the maturity of a fixed income security, the greater its sensitivity to changes in interest rates.
- *Prepayment Risk.* When interest rates fall, certain obligations will be paid off by the obligor more quickly than originally anticipated and the proceeds may have to be invested in securities with lower yields.
- *Variable and Floating Rate Instrument Risk.* Floating or variable rate securities pay interest at rates that adjust in response to changes in a specified interest rate or reset at predetermined dates (such as the end of a calendar quarter). Securities with floating or variable interest rates are generally less sensitive to interest rate changes than securities with fixed interest rates, but may decline in value if their interest rates do not rise as much, or as quickly, as comparable market interest rates. Although floating or variable rate securities are generally less sensitive to interest rate risk than fixed rate securities, they are subject to credit, liquidity and default risk and may be subject to legal or contractual restrictions on resale, which could impair their value.
- **Government Obligations Risk.** The Fund may invest in securities issued by the U.S. government or its agencies or instrumentalities. There can be no guarantee that the United States will be able to meet its payment obligations with respect to such securities. Further, not all obligations issued by a U.S. government-related entity are backed by the full faith and credit of the U.S. government. Additionally, market prices and yields of securities supported by the full faith and credit of the U.S. government or other countries may decline or be negative for short or long periods of time.
- **Investment Company Risk.** The risks of investing in investment companies typically reflect the risks of the types of instruments in which the investment companies invest. By investing in another investment company, the Fund becomes a shareholder of that investment company and bears its proportionate share of the fees and expenses of the other investment company. Investments in ETFs are also subject to the "ETF Risks" described above.
- **Management Risk.** The Fund is actively managed and may not meet its investment objective based on the Sub-Adviser's success or failure to implement investment strategies for the Fund.
- **Market Risk.** The trading prices of debt securities and other instruments fluctuate in response to a variety of factors. The Fund's NAV and market price may fluctuate significantly in response to these and other factors. As a result, an investor could lose money over short or long periods of time.
- **Mortgage- and Asset-Backed Securities Risk.** The Fund may invest in U.S. government agency-backed mortgage- and asset-backed securities. Mortgage- and asset-backed securities are subject to interest rate risk. Modest movements in interest rates (both increases and decreases) may quickly and significantly reduce the value of certain types of these securities. When interest rates fall, mortgage- and asset-backed securities may be subject to prepayment risk. When interest rates rise, certain types of mortgage- and asset-backed securities are subject to extension risk. Mortgage- and asset-backed securities can also be subject to the risk of default on the underlying residential or commercial mortgage(s) or other assets.
- **Municipal Securities Risk.** Municipal securities can be significantly affected by political or economic changes, including changes made in the law after issuance of the securities, as well as uncertainties in the municipal market related to taxation, legislative changes or the rights of municipal security holders, including in connection with an issuer

insolvency. Municipal securities backed by current or anticipated revenues from a specific project or specific assets can be negatively affected by the inability to collect revenues from the project or the assets.

- **Rating Agencies Risks.** Ratings are not an absolute standard of quality. Ratings are general indicators that reflect only the view of the originating rating agencies from which an explanation of the significance of such ratings may be obtained. There is no assurance that a particular rating will continue for any given period of time or that any such rating will not be revised downward or withdrawn entirely. Such changes may negatively affect the liquidity or market price of the securities in which the Fund invests. The ratings of securitized assets may not adequately reflect the credit risk of those assets due to their structure.
- **Sector Risk.** At times the Fund may increase the relative emphasis of its investments in a particular group of industries or sector. The prices of securities of issuers in a particular sector may be more susceptible to fluctuations due to changes in economic or business conditions, government regulations, availability of basic resources or supplies, or other events that affect that industry or sector more than securities of issuers in other industries and sectors. To the extent that the Fund increases the relative emphasis of its investments in a particular industry or sector, the value of Shares may fluctuate in response to events affecting that industry or sector.
- **Valuation Risk.** The prices provided by the Fund's pricing services or independent dealers or the fair value determinations made by the Adviser may be different from the prices used by other investment companies or from the prices at which debt obligations are actually bought and sold. The prices of certain debt obligations provided by pricing services may be subject to frequent and significant change, and will vary depending on the information that is available.

### Performance

The following performance information indicates some of the risks of investing in the Fund. The bar chart shows the Fund's performance for the calendar years ended December 31. The table illustrates how the Fund's average annual returns for the 1-year and since inception periods compare with those of the ICE BofA US Broad Market Index, the Fund's primary benchmark index, as well as the ICE BofA US Corporate & Government Index, ICE BofA 1-10 Year US Corporate & Government Index, and Bloomberg U.S. Intermediate Government/Credit Bond Index, the Fund's secondary benchmark indexes. The Fund's past performance, before and after taxes, does not necessarily indicate how it will perform in the future. Updated performance information is available on the Fund's website at [www.clear-shares.com](http://www.clear-shares.com).



For the year-to-date period ended June 30, 2024, the Fund's total return was 0.30%. During the period of time shown in the bar chart, the Fund's highest quarterly return was 4.23% for the quarter ended December 31, 2023 and the lowest quarterly return was -3.54% for the quarter ended March 31, 2022.

**Average Annual Total Returns  
For the Period Ended December 31, 2023**

<b>ClearShares Piton Intermediate Fixed Income ETF</b>	<b>1 Year</b>	<b>Since Inception (10/1/20)</b>
Return Before Taxes	4.56%	-1.23%
Return After Taxes on Distributions	3.57%	-1.70%
Return After Taxes on Distributions and Sale of Shares	2.68%	-1.13%
<b>ICE BofA US Broad Market Index<sup>1</sup></b> (reflects no deduction for fees, expenses, or taxes)	5.39%	-2.99%
<b>ICE BofA US Corporate &amp; Government Index</b> (reflects no deduction for fees, expenses, or taxes)	5.52%	-3.20%
<b>ICE BofA 1-10 Year US Corporate &amp; Government Index</b> (reflects no deduction for fees, expenses, or taxes)	5.21%	-1.36%
<b>Bloomberg U.S. Intermediate Government/Credit Bond Index</b> (reflects no deduction for fees, expenses, or taxes)	5.24%	-1.37%

<sup>1</sup> In connection with newly adopted SEC regulations applicable to the Fund, the ICE BofA US Broad Market Index is the Fund's new broad-based securities market index. The Fund will continue to show index performance for the Bloomberg U.S. Intermediate Government/Credit Bond Index, an additional benchmark index that served as the Fund's previous broad-based securities market index.

After-tax returns are calculated using the historical highest individual federal marginal income tax rates during the period covered by the table above and do not reflect the impact of state and local taxes. Actual after-tax returns depend on an investor's tax situation and may differ from those shown. After-tax returns shown are not relevant to investors who hold their Shares through tax-deferred arrangements such as an individual retirement account ("IRA") or other tax-advantaged accounts. In certain cases, the figure representing "Return After Taxes on Distributions and Sale of Shares" may be higher than the other return figures for the same period. A higher after-tax return results when a capital loss occurs upon redemption and provides an assumed tax deduction that benefits the investor.

**Management**

*Investment Adviser:* ClearShares LLC serves as investment adviser to the Fund.

*Investment Sub-Adviser:* Piton Investment Management, L.P. serves as the investment sub-adviser to the Fund.

**Portfolio Managers**

Brian Lockwood (Head of Fixed Income for Piton) and Ralph Chan (Senior Vice President of Piton) have been the Fund's portfolio managers since its inception in October 2020.

**Purchase and Sale of Shares**

Shares are listed on the Exchange, and individual Shares may only be bought and sold in the secondary market through brokers at market prices, rather than NAV. Because Shares trade at market prices rather than NAV, Shares may trade at a price greater than NAV (premium) or less than NAV (discount).

The Fund issues and redeems Shares at NAV only in large blocks known as "Creation Units," which only APs (typically, broker-dealers) may purchase or redeem. The Fund generally issues and redeems Creation Units in exchange for a portfolio of securities and/or a designated amount of U.S. cash.

Investors may incur costs attributable to the difference between the highest price a buyer is willing to pay to purchase Shares (bid) and the lowest price a seller is willing to accept for Shares (ask) when buying or selling Shares in the secondary market (the "bid-ask spread"). Recent information about the Fund, including its NAV, market price, premiums and discounts, and bid-ask spreads is available on the Fund's website at [www.clear-shares.com](http://www.clear-shares.com).

**Tax Information**

Fund distributions are generally taxable as ordinary income, qualified dividend income, or capital gains (or a combination), unless your investment is in an individual retirement account ("IRA") or other tax-advantaged account. Distributions on investments made through tax-deferred arrangements may be taxed later upon withdrawal of assets from those accounts.

**Financial Intermediary Compensation**

If you purchase Shares through a broker-dealer or other financial intermediary (such as a bank) (an “Intermediary”), the Adviser, Sub-Adviser, or their affiliates may pay Intermediaries for certain activities related to the Fund, including participation in activities that are designed to make Intermediaries more knowledgeable about exchange traded products, including the Fund, or for other activities, such as marketing, educational training or other initiatives related to the sale or promotion of Shares. These payments may create a conflict of interest by influencing the Intermediary and your salesperson to recommend the Fund over another investment. Any such arrangements do not result in increased Fund expenses. Ask your salesperson or visit the Intermediary’s website for more information.

## ADDITIONAL INFORMATION ABOUT THE FUNDS

### Investment Objective

Each Fund's investment objective has been adopted as a non-fundamental investment policy and may be changed without shareholder approval upon written notice to shareholders.

**Temporary Defensive Positions** (*ClearShares OCIO ETF (the "OCIO ETF") and the ClearShares Piton Intermediate Fixed Income ETF (the "Piton Intermediate Fixed Income ETF") only*)

From time to time, a Fund may take temporary defensive positions that are inconsistent with its principal investment strategies in attempting to respond to adverse market, economic, political, or other conditions. In such instances, the Fund may hold up to 100% of its assets in cash; short-term U.S. government securities and government agency securities; investment grade money market instruments; money market mutual funds; investment grade fixed income securities; repurchase agreements; commercial paper; cash equivalents; and ETFs that principally invest in the foregoing instruments. As a result of engaging in these temporary measures, the Fund may not achieve its investment objective.

### Manager of Managers Structure

The Funds and the Adviser have received an exemptive order from the SEC permitting the Adviser (subject to certain conditions and the approval of the Funds' Board of Trustees (the "Board")) to change or select new sub-advisers without obtaining shareholder approval. The order also permits the Adviser to materially amend the terms of agreements with a sub-adviser (including an increase in the fee paid by the Adviser to the sub-adviser (and not paid by the Funds)) or to continue the employment of a sub-adviser after an event that would otherwise cause the automatic termination of services with Board approval, but without shareholder approval. Shareholders will be notified of any sub-adviser changes.

### Principal Risks of Investing in the Funds

This section provides additional information regarding the principal risks described in each Fund Summary. As in each Fund Summary, the principal risks below are presented in alphabetical order to facilitate finding particular risks and comparing them with other funds. Each risk described below is considered a "principal risk" of investing in the applicable Fund, regardless of the order in which it appears. Each of the factors below could have a negative impact on the applicable Fund's performance and trading prices.

**Agency Debt Risk** (*OCIO ETF and ClearShares Ultra-Short Maturity ETF (the "Ultra-Short Maturity ETF") only*).

The Fund invests in unsecured bonds or debentures issued by U.S. government agencies. Bonds or debentures issued by U.S. government agencies, government-sponsored entities, or government corporations, including, among others, Fannie Mae and Freddie Mac, are generally backed only by the general creditworthiness and reputation of the U.S. government agency, government-sponsored entity, or government corporation issuing the bond or debenture and are not guaranteed by the U.S. Treasury or backed by the full faith and credit of the U.S. government. Ginnie Mae securities are generally backed by the full faith and credit of the U.S. government.

Some U.S. government agencies, including Fannie Mae and Freddie Mac, purchase and guarantee residential mortgages and form MBS that they issue to the market. These agencies also hold their own MBS as well as those of other institutions with funding from the agency debentures they issue. The market for MBS has been adversely affected by the value of those MBS held and/or issued by these agencies. These securities are subject to more credit risk than U.S. government securities that are supported by the full faith and credit of the U.S. (*e.g.*, U.S. Treasury bonds). If a U.S. government agency that is the issuer of securities in which the Funds invests is unable to meet its obligations or ceases to exist and no plan is made for repayment of securities, the performance of the Funds will be adversely impacted.

**Asset Allocation Risk** (*OCIO ETF only*). The Fund may favor an asset category or investment strategy that performs poorly relative to other asset categories and investment strategies for short or long periods of time. The portfolio managers' decisions as to the allocation of assets may be based on historic information and may not reflect more recent technical or fundamental metrics. Additionally, because a Fund may weight certain asset categories or investment strategies at zero, a Fund may miss positive changes in an asset category's or investment strategy's performance and fail to capture upside performance for an asset category or investment strategy.

**Covered Call Options Risk** (*OCIO ETF only*). Investments in covered calls involve certain risks. When writing a covered call option, the Fund creates an obligation to deliver a security it already owns at an agreed-upon strike price on or before a predetermined date in the future in return for a premium. By selling a covered call option, the Fund may forego the opportunity to benefit from an increase in the price of the underlying stock above the strike price while continuing to bear the risk of a decline in the value of the underlying stock. If the Fund is not able to close out an option transaction, the Fund will not be able to sell the underlying security until the option expires or is exercised. Because the

Fund will generally hold the stocks underlying the call option, the Fund may be less likely to sell the stocks in its portfolio to take advantage of new investment opportunities.

**Currency Exchange Rate Risk** (*OCIO ETF only*). Changes in currency exchange rates and the relative value of non-U.S. currencies will affect the value of the Fund's Underlying Investments with underlying foreign shares and the value of your Shares. Because a Fund's NAV is determined on the basis of U.S. dollars, the U.S. dollar value of your investment in a Fund may go down if the value of the local currency of the non-U.S. markets in which a Fund invests depreciates against the U.S. dollar. This is true even if the local currency value of securities held by a Fund goes up. Conversely, the dollar value of your investment in a Fund may go up if the value of the local currency appreciates against the U.S. dollar. The value of the U.S. dollar measured against other currencies is influenced by a variety of factors. These factors include: national debt levels and trade deficits, changes in balances of payments and trade, domestic and foreign interest and inflation rates, global or regional political, economic or financial events, monetary policies of governments, actual or potential government intervention, and global energy prices. Political instability, the possibility of government intervention and restrictive or opaque business and investment policies may also reduce the value of a country's currency. Government monetary policies and the buying or selling of currency by a country's government may also influence exchange rates. Currency exchange rates can be very volatile and can change quickly and unpredictably. As a result, the value of an investment in a Fund may change quickly and without warning, and you may lose money.

**Emerging Markets Risk** (*OCIO ETF only*). Investments in securities and instruments traded in developing or emerging markets, or that provide exposure to such securities or markets, can involve additional risks relating to political, economic, or regulatory conditions not associated with investments in U.S. securities and instruments. For example, developing and emerging markets may be subject to (i) greater market volatility, (ii) lower trading volume and liquidity, (iii) greater social, political and economic uncertainty, (iv) governmental controls on foreign investments and limitations on repatriation of invested capital, (v) lower disclosure, corporate governance, auditing and financial reporting standards, (vi) fewer protections of property rights, (vii) restrictions on the transfer of securities or currency, and (viii) settlement and trading practices that differ from those in U.S. markets. Each of these factors may impact the ability of the Fund or an Underlying Investment to buy, sell, or otherwise transfer securities, adversely affect the trading market and price for Underlying Investment shares or securities, and cause the Fund to decline in value.

*Capital Controls and Sanctions Risk.* Economic conditions, such as volatile currency exchange rates and interest rates, political events, military action and other conditions may, without prior warning, lead to government intervention (including intervention by the U.S. government with respect to foreign governments, economic sectors, foreign companies and related securities and interests) and the imposition of capital controls and/or sanctions, which may also include retaliatory actions of one government against another government, such as seizure of assets. Capital controls and/or sanctions include the prohibition of, or restrictions on, the ability to transfer currency, securities or other assets. Levies may be placed on profits repatriated by foreign entities (such as the Underlying Investments). Capital controls and/or sanctions may also impact the ability of the Fund or an Underlying Investment to buy, sell or otherwise transfer securities or currency, negatively impact the value and/or liquidity of such instruments, adversely affect the trading market and price for shares of the Underlying Investments or the Fund's securities, and cause the Underlying Investment and the Fund to decline in value.

*Geopolitical Risk.* Some countries and regions in which the Fund or Underlying Investments invest have experienced security concerns, war or threats of war and aggression, terrorism, economic uncertainty, natural and environmental disasters and/or systemic market dislocations that have led, and in the future may lead, to increased short-term market volatility and may have adverse long-term effects on the U.S. and world economies and markets generally. Such geopolitical and other events may also disrupt securities markets and, during such market disruptions, the Fund's exposure to the other risks described herein, directly or through the Underlying Investments, will likely increase. Each of the foregoing may negatively impact the Fund's investments.

**Equity Market Risk** (*OCIO ETF only*). Common stocks are susceptible to general stock market fluctuations and to volatile increases and decreases in value as market confidence in and perceptions of their issuers change. These investor perceptions are based on various and unpredictable factors including: expectations regarding government, economic, monetary and fiscal policies; inflation and interest rates; economic expansion or contraction; local, regional or global events such as acts of terrorism or war, including Russia's invasion of Ukraine; and global or regional political, economic, public health, and banking crises. If you held common stock, or common stock equivalents, of any given issuer, you would generally be exposed to greater risk than if you held preferred stocks and debt obligations of the issuer because common stockholders, or holders of equivalent interests, generally have inferior rights to receive payments from issuers in comparison with the rights of preferred stockholders, bondholders, and other creditors of such issuers.

## ETF Risks

- *APs, Market Makers, and Liquidity Providers Concentration Risk.* The Fund has a limited number of financial institutions that may act as APs. In addition, there may be a limited number of market makers and/or liquidity providers in the marketplace. To the extent either of the following events occur, Shares may trade at a material discount to NAV and possibly face delisting: (i) APs exit the business or otherwise become unable to process creation and/or redemption orders and no other APs step forward to perform these services, or (ii) market makers and/or liquidity providers exit the business or significantly reduce their business activities and no other entities step forward to perform their functions.
- *Cash Redemption Risk (Ultra-Short Maturity ETF and Piton Intermediate Fixed Income ETF only).* When the Fund's investment strategy requires it to redeem Shares for cash or to otherwise include cash as part of its redemption proceeds, it may be required to sell or unwind portfolio investments in order to obtain the cash needed to distribute redemption proceeds. This may cause the Fund to recognize a capital gain that it might not have recognized if it had made a redemption in-kind (*i.e.*, distribute securities as payment of redemption proceeds). As a result, the Fund may pay out higher annual capital gain distributions than if the in-kind redemption process was used.
- *Costs of Buying or Selling Shares.* Investors buying or selling Shares in the secondary market will pay brokerage commissions or other charges imposed by brokers, as determined by that broker. Brokerage commissions are often a fixed amount and may be a significant proportional cost for investors seeking to buy or sell relatively small amounts of Shares. In addition, secondary market investors will also incur the cost of the difference between the price at which an investor is willing to buy Shares (the "bid" price) and the price at which an investor is willing to sell Shares (the "ask" price). This difference in bid and ask prices is often referred to as the "spread" or "bid-ask spread." The bid-ask spread varies over time for Shares based on trading volume and market liquidity, and the spread is generally lower if Shares have more trading volume and market liquidity and higher if Shares have little trading volume and market liquidity. Further, a relatively small investor base in the Fund, asset swings in the Fund, and/or increased market volatility may cause increased bid-ask spreads. Due to the costs of buying or selling Shares, including bid-ask spreads, frequent trading of Shares may significantly reduce investment results and an investment in Shares may not be advisable for investors who anticipate regularly making small investments.
- *Shares May Trade at Prices Other Than NAV.* As with all ETFs, Shares may be bought and sold in the secondary market at market prices. Although it is expected that the market price of Shares will approximate the Fund's NAV, there may be times when the market price of Shares is more than the NAV intra-day (premium) or less than the NAV intra-day (discount) due to supply and demand of Shares or during periods of market volatility. This risk is heightened in times of market volatility or periods of steep market declines. The market price of Fund shares during the trading day, like the price of any exchange-traded security, includes a "bid-ask" spread charged by the exchange specialist, market makers or other participants that trade the Fund shares. In times of severe market disruption, the bid-ask spread can increase significantly. At those times, Fund shares are most likely to be traded at a discount to NAV, and the discount is likely to be greatest when the price of Fund shares is falling fastest, which may be the time that you most want to sell your Fund shares. The Adviser believes that, under normal market conditions, large market price discounts or premiums to NAV will not be sustained because of arbitrage opportunities. Because securities held by the OCIO ETF may trade on foreign exchanges that are closed when the Fund's primary listing exchange is open, the OCIO ETF is likely to experience premiums and discounts greater than those of domestic ETFs.
- *Trading.* Although Shares are listed for trading on the Exchange and may be listed or traded on U.S. and non-U.S. stock exchanges other than the Exchange, there can be no assurance that an active trading market for such Shares will develop or be maintained. Trading in Shares may be halted due to market conditions or for reasons that, in the view of the Exchange, make trading in Shares inadvisable. In addition, trading in Shares on the Exchange is subject to trading halts caused by extraordinary market volatility pursuant to Exchange "circuit breaker" rules, which temporarily halt trading on the Exchange when a decline in the S&P 500<sup>®</sup> Index during a single day reaches certain thresholds (*e.g.*, 7%, 13%, and 20%). Additional rules applicable to the Exchange may halt trading in Shares when extraordinary volatility causes sudden, significant swings in the market price of Shares. There can be no assurance that Shares will trade with any volume, or at all, on any stock exchange. In stressed market conditions, the liquidity of Shares may begin to mirror the liquidity of the Fund's underlying portfolio holdings, which can be significantly



less liquid than Shares, and this could lead to differences between the market price of the Shares and the underlying value of those Shares.

**Fixed Income Securities Risk.** Fixed income securities, such as bonds and certain asset-backed securities, involve certain risks, which include:

*Call Risk.* During periods of falling interest rates, an issuer of a callable bond held by a Fund may “call” or repay the security before its stated maturity, and a Fund may have to reinvest the proceeds in securities with lower yields, which would result in a decline in a Fund’s income, or in securities with greater risks or with other less favorable features.

*Credit Risk.* Credit risk refers to the possibility that the issuer of a security will not be able to make principal and interest payments when due. Changes in an issuer’s credit rating or the market’s perception of an issuer’s creditworthiness may also affect the value of an investment in that issuer or the Underlying Investment’s investment in that issuer. The degree of credit risk depends on both the financial condition of the issuer and the terms of the obligation.

*Duration Risk.* Prices of fixed income securities with longer durations are more sensitive to interest rate changes than those with shorter durations.

*Event Risk.* Event risk is the risk that corporate issuers may undergo restructurings, such as mergers, leveraged buyouts, takeovers, or similar events financed by increased debt. As a result of the added debt, the credit quality and market value of a company’s bonds and/or other debt securities may decline significantly.

*Extension Risk.* When interest rates rise, certain obligations will be paid off by the obligor more slowly than anticipated, causing the value of these securities to fall. Rising interest rates tend to extend the duration of securities, making them more sensitive to future changes in interest rates. The value of longer-term securities generally changes more in response to changes in interest rates than the value of shorter-term securities. As a result, in a period of rising interest rates, securities may exhibit additional volatility and may lose value.

*Interest Rate Risk.* Generally, the value of fixed income securities will change inversely with changes in interest rates. As interest rates rise, the market value of fixed income securities tends to decrease. Conversely, as interest rates fall, the market value of fixed income securities tends to increase. This risk will be greater for long-term securities than for short-term securities. A Fund or an Underlying Investment may take steps to attempt to reduce the exposure of its portfolio to interest rate changes; however, there can be no guarantee that a Fund will take such actions or that a Fund will be successful in reducing the impact of interest rate changes on the portfolio. Changes in government policy may have adverse effects on investments, volatility, and illiquidity in debt markets.

*Maturity Risk.* The value of fixed income investments is also dependent on their maturity. Generally, the longer the maturity of a fixed income security, the greater its sensitivity to changes in interest rates.

*Prepayment Risk.* When interest rates fall, certain obligations will be paid off by the obligor more quickly than originally anticipated, and a Fund or the Underlying Investment may have to invest the proceeds in securities with lower yields. In periods of falling interest rates, the rate of prepayments tends to increase (as does price fluctuation) as borrowers are motivated to pay off debt and refinance at new lower rates. During such periods, reinvestment of the prepayment proceeds by the management team will generally be at lower rates of return than the return on the assets that were prepaid. Prepayment reduces the yield to maturity and the average life of the security.

*Variable and Floating Rate Instrument Risk (OCIO ETF and Piton Intermediate Fixed Income ETF only).* Floating or variable rate securities pay interest at rates that adjust in response to changes in a specified interest rate or reset at predetermined dates (such as the end of a calendar quarter). Securities with floating or variable interest rates are generally less sensitive to interest rate changes than securities with fixed interest rates, but may decline in value if their interest rates do not rise as much, or as quickly, as comparable market interest rates. Conversely, floating or variable rate securities will not generally increase in value if interest rates decline. The impact of interest rate changes on floating or variable rate securities is typically mitigated by the periodic interest rate reset of the investments. Floating or variable rate securities can be rated below investment grade or unrated; therefore, a Fund relies heavily on the analytical ability of the Sub-Adviser. Floating or variable rate securities are often subject to restrictions on resale, which can result in reduced liquidity.

**Foreign Securities Risk (OCIO ETF only).** Investments in foreign securities involve certain risks that may not be present with investments in U.S. securities. For example, investments in foreign securities may be subject to risk of loss due to foreign currency fluctuations or to political or economic instability. There may be less information publicly

available about a foreign issuer than a U.S. issuer. Foreign issuers may be subject to different accounting, auditing, financial reporting and investor protection standards than U.S. issuers. Investments in foreign securities may be subject to withholding or other taxes and may be subject to additional trading, settlement, custodial, and operational risks. With respect to certain countries, there is the possibility of government intervention and expropriation or nationalization of assets. Because legal systems differ, there is also the possibility that it will be difficult to obtain or enforce legal judgments in certain countries. Since foreign exchanges may be open on days when the Underlying Investment does not price its shares, the value of the securities in the Underlying Investment's portfolio may change on days when shareholders will not be able to purchase or sell the Shares or Underlying Investment's shares. Conversely, the Shares and the Underlying Investment's shares may trade on days when foreign exchanges are closed. Each of these factors can make investments in the Fund more volatile and potentially less liquid than other types of investments.

**Government Obligations Risk.** The Fund may invest in securities issued, sponsored or guaranteed by the U.S. government, its agencies and instrumentalities. However, no assurance can be given that the U.S. government will provide financial support to U.S. government-sponsored agencies or instrumentalities where it is not obligated to do so by law. For instance, securities issued by the Government National Mortgage Association ("Ginnie Mae") are supported by the full faith and credit of the United States. Securities issued by Fannie Mae and Freddie Mac have historically been supported only by the discretionary authority of the U.S. government. While the U.S. government provides financial support to various U.S. government-sponsored agencies and instrumentalities, such as those listed above, no assurance can be given that it will always do so. In September 2008, at the direction of the U.S. Department of the Treasury, Fannie Mae and Freddie Mac were placed into conservatorship under the Federal Housing Finance Agency ("FHFA"), an independent regulator, and they remain in such status as of the date of this Prospectus. The U.S. government also took steps to provide additional financial support to Fannie Mae and Freddie Mac.

The total public debt of the United States as a percentage of gross domestic product has grown rapidly since the beginning of the 2008–2009 financial downturn. Although high debt levels do not necessarily indicate or cause economic problems, they may create certain systemic risks if sound debt management practices are not implemented. A high national debt can raise concerns that the U.S. government will not be able to make principal or interest payments when they are due. This increase has also necessitated the need for the U.S. Congress to negotiate adjustments to the statutory debt ceiling to increase the cap on the amount the U.S. government is permitted to borrow to meet its existing obligations and finance current budget deficits. In August 2023, Fitch lowered its long-term sovereign credit rating on the U.S. In explaining the downgrade, Fitch cited, among other reasons, expected fiscal deterioration of the U.S. government and extended and contentious negotiations related to raising the government's debt ceiling. An increase in national debt levels may also necessitate the need for the U.S. Congress to negotiate adjustments to the statutory debt ceiling to increase the cap on the amount the U.S. Government is permitted to borrow to meet its existing obligations and finance current budget deficits. Future downgrades could increase volatility in domestic and foreign financial markets, result in higher interest rates, lower prices of U.S. Treasury securities and increase the costs of different kinds of debt. Any controversy or ongoing uncertainty regarding the statutory debt ceiling negotiations may impact the U.S. long-term sovereign credit rating and may cause market uncertainty. As a result, market prices and yields of securities supported by the full faith and credit of the U.S. government may be adversely affected.

**High-Yield Securities Risk (OCIO ETF only).** Unrated or lower-rated fixed income securities and other instruments, sometimes referred to as "high yield" or "junk" bonds, may include securities that have the lowest rating or are in default. Investing in lower-rated or unrated securities involves special risks in addition to the risks associated with investments in higher-rated fixed income securities, including a high degree of credit risk. Lower-rated or unrated securities may be regarded as predominately speculative with respect to the issuer's continuing ability to meet principal and interest payments. Analysis of the creditworthiness of issuers/issues of lower-rated or unrated securities may be more complex than for issuers/issues of higher quality debt securities. Lower-rated or unrated securities may be more susceptible to losses and real or perceived adverse economic and competitive industry conditions than higher-grade securities. Securities that are in the lowest rating category are considered to have extremely poor prospects of ever attaining any real investment standing, to have a current identifiable vulnerability to default, and to be unlikely to have the capacity to pay interest and repay principal. The secondary markets on which lower-rated or unrated securities are traded may be less liquid than the market for higher-grade securities. Less liquidity in the secondary trading markets could adversely affect and cause large fluctuations in the value of such investments. Adverse publicity and investor perceptions, whether or not based on fundamental analysis, may decrease the values and liquidity of lower-rated or unrated securities, especially in a thinly traded market. It is possible that a major economic recession could disrupt severely the market for such securities and may have an adverse impact on the value of such securities. In addition, it is possible that any such economic downturn could adversely affect the ability of the issuers of such securities to repay principal and pay interest thereon and increase the incidence of default of such securities. Furthermore, with respect to

certain residential and commercial mortgage-backed securities, it is difficult to obtain current reliable information regarding delinquency rates, prepayment rates, servicing records, as well as updated cash flows. The use of credit ratings as the sole method of evaluating lower-rated or unrated securities can involve certain risks. For example, credit ratings evaluate the safety of principal and interest payments, not the market value risk of lower-rated securities. In addition, credit rating agencies may fail to change credit ratings in a timely fashion to reflect events since the security was rated.

**Illiquid Investments Risks** (*Ultra-Short Maturity ETF only*). The Fund may invest up to 15% of its net assets in illiquid investments, such as repurchase agreements with a term greater than seven days. Illiquid investments may be difficult to dispose of at a fair price at the times when the Fund believes it is desirable to do so. Investment of the Fund's assets in illiquid investments may restrict the Fund's ability to take advantage of market opportunities. Additionally, the Fund may have to forego all or a portion of the interest earned on a repurchase agreement or pay a penalty to terminate such agreement prior to its contractual end date. Liquidity risk may impact the Fund's ability to meet shareholder redemptions and, as a result, the Fund may be forced to sell securities at inopportune prices.

**Investment Company Risk.** The Funds may invest in shares of investment companies, such as ETFs, that invest in a wide range of instruments designed to track the performance of a particular securities market index (or sector of an index) or that are actively managed. The risks of investment in these securities typically reflect the risks of the types of instruments in which the investment company invests. When a Fund invests in investment company securities, shareholders of such Fund bear indirectly their proportionate share of their fees and expenses, as well as their share of such Fund's fees and expenses. As a result, an investment by a Fund in an investment company will cause the Fund's operating expenses (taking into account indirect expenses such as the fees and expenses of the investment company) to be higher and, in turn, performance to be lower than if it were to invest directly in the instruments underlying the investment company. Additionally, there may not be an active trading market available for shares of some ETFs. Shares of an ETF may also trade in the market at a premium or discount to their NAV.

**Management Risk.** The Funds are actively managed and may not meet their investment objective based on the portfolio managers' success or failure to implement investment strategies for the Funds.

**Market Risk.** The trading prices of equity and debt securities and other instruments fluctuate in response to a variety of factors. These factors include events impacting the entire market or specific market segments, such as political, market and economic developments, as well as events that impact specific issuers. A Fund's NAV and market price, like security and commodity prices generally, may fluctuate significantly in response to these and other factors. As a result, an investor could lose money over short or long periods of time.

**MLP Risk** (*OCIO ETF only*). MLPs involve risks related to limited control and limited rights to vote on matters affecting the MLP, risks related to potential conflicts of interest between the MLP and the MLP's general partner, and cash flow risks. MLP common units and other equity securities can be affected by macroeconomic and other factors affecting the stock market in general, expectations of interest rates, investor sentiment towards MLPs or the energy sector, changes in a particular issuer's financial condition or unfavorable or unanticipated poor performance of a particular issuer (in the case of MLPs, generally measured in terms of distributable cash flow). Prices of common units of individual MLPs and other equity securities also can be affected by fundamentals unique to the partnership or company, including earnings power and coverage ratios.

MLPs typically do not pay U.S. federal income tax at the partnership level. Instead, each partner is allocated a share of the partnership's income, gains, losses, deductions and expenses. A change in current tax law or in the underlying business mix of a given MLP could result in an MLP being treated as a corporation for U.S. federal income tax purposes, which would result in such MLP being required to pay U.S. federal income tax on its taxable income. The classification of an MLP as a corporation for U.S. federal income tax purposes would have the effect of reducing the amount of cash available for distribution by the MLP. Thus, if any of the MLPs owned by the Fund or an Underlying Investment were treated as corporations for U.S. federal income tax purposes, it could result in a reduction of the value of the Fund's investment or the Underlying Investment and lower income, as compared to an MLP that is not taxed as a corporation.

**Mortgage- and Asset-Backed Securities Risk.** Each Fund may invest directly or indirectly in mortgage-backed securities as part of its principal investment strategy, and each of the Piton Intermediate Fixed Income ETF and the Ultra-Short Maturity ETF may invest in asset-backed securities as part of its principal investment strategy. Mortgage-backed securities (residential and commercial) and asset-backed securities represent interests in "pools" of mortgages or other assets, including consumer loans or receivables held in trust. Although asset-backed and commercial mortgage-backed securities ("CMBS") generally experience less prepayment risk than residential mortgage-backed securities ("RMBS"), each of RMBS, CMBS and asset-backed securities, like traditional fixed income securities, are subject to credit, interest rate, prepayment and extension risks. See "Fixed Income Securities Risk" above.

Small movements in interest rates (both increases and decreases) may quickly and significantly reduce the value of certain mortgage-backed securities. A Fund's investments in asset-backed securities are subject to risks similar to those associated with mortgage-related securities, as well as additional risks associated with the nature of the assets and the servicing of those assets. These securities also are subject to the risk of default on the underlying mortgage or assets, particularly during periods of economic downturn. Certain CMBS are issued in several classes with different levels of yield and credit protection. A Fund's investments in CMBS with several classes may be in the lower classes that have greater risks than the higher classes, including greater interest rate, credit and prepayment risks.

The mortgage market in the United States recently has experienced difficulties that may adversely affect the performance and market value of certain of a Fund's mortgage-related investments. Delinquencies and losses on mortgage loans (including subprime and second-lien mortgage loans) generally have increased recently and may continue to increase, and a decline in or flattening of real-estate values (as has recently been experienced and may continue to be experienced in many housing markets) may exacerbate such delinquencies and losses. Also, a number of mortgage loan originators have recently experienced serious financial difficulties or bankruptcy. Reduced investor demand for mortgage loans and mortgage-related securities and increased investor yield requirements have caused limited liquidity in the secondary market for mortgage-related securities, which can adversely affect the market value of mortgage-related securities. It is possible that such limited liquidity in such secondary markets could continue or worsen.

Asset-backed securities entail certain risks not presented by mortgage-backed securities, including the risk that in certain states it may be difficult to perfect the liens securing the collateral backing certain asset-backed securities. In addition, certain asset-backed securities are based on loans that are unsecured, which means that there is no collateral to seize if the underlying borrower defaults. Certain mortgage-backed securities in which a Fund may invest may also provide a degree of investment leverage, which could cause a Fund to lose all or substantially all of its investment.

- *Residential Mortgage-Backed Securities Risk.* A Fund may invest in RMBS. Holders of RMBS bear various risks, including credit, market, interest rate, structural, and legal risks. RMBS represent interests in pools of residential mortgage loans secured by one to four family residential mortgage loans. RMBS are particularly susceptible to prepayment risks, as they generally do not contain prepayment penalties and a reduction in interest rates will increase the prepayments on the RMBS.

The rate of defaults and losses on residential mortgage loans will be affected by a number of factors, including general economic conditions and those in the geographic area where the mortgaged property is located, the terms of the mortgage loan, the borrower's equity in the mortgaged property, and the financial circumstances of the borrower. Certain mortgage loans may be of sub-prime credit quality (*i.e.*, do not meet the customary credit standards of Fannie Mae and Freddie Mac). Delinquencies and liquidation proceedings are more likely with sub-prime mortgage loans than with mortgage loans that satisfy customary credit standards. If a portfolio of RMBS is backed by loans with disproportionately large aggregate principal amounts secured by properties in only a few states or regions in the United States, residential mortgage loans may be more susceptible to geographic risks relating to such areas. Violation of laws, public policies, and principles designed to protect consumers may limit the servicer's ability to collect all or part of the principal or interest on a residential mortgage loan, entitle the borrower to a refund of amounts previously paid by it, or subject the servicer to damages and administrative enforcement. Any such violation could also result in cash flow delays and losses on the related issue of RMBS. It is not expected that RMBS will be guaranteed or insured by any U.S. governmental agency or instrumentality or by any other person. Distributions on RMBS will depend solely upon the amount and timing of payments and other collections on the related underlying mortgage loans.

- *Non-Investment-Grade RMBS Risk.* A Fund may invest in RMBS that are non-investment grade, which means that major rating agencies rate them below the top four investment-grade rating categories (*i.e.*, "AAA" through "BBB"). Non-investment grade RMBS tend to be less liquid, may have a higher risk of default, and may be more difficult to value than investment grade bonds. Recessions or poor economic or pricing conditions in the markets associated with RMBS may cause defaults or losses on loans underlying such securities. Non-investment grade securities are considered speculative, and their capacity to pay principal and interest in accordance with the terms of their issue is not certain, which may impair a Fund's performance and reduce the return on its investments.

**Municipal Securities Risk** (*OCIO ETF and Piton Intermediate Fixed Income ETF only*). Municipal securities can be significantly affected by political or economic changes, including changes made in the law after issuance of the securities, as well as uncertainties in the municipal market related to taxation, legislative changes or the rights of municipal security holders, including in connection with an issuer insolvency. Municipal securities backed by current or

anticipated revenues from a specific project or specific assets can be negatively affected by the inability to collect revenues from the project or the assets.

**Rating Agencies Risk** (*Piton Intermediate Fixed Income ETF only*). Rating agencies may fail to make timely changes in credit ratings and an issuer's current financial condition may be better or worse than a rating indicates. In addition, rating agencies are subject to an inherent conflict of interest because they are often compensated by the same issuers whose securities they grade.

**Repurchase Agreement Risk** (*Ultra-Short Maturity ETF only*). Repurchase agreements may be construed to be collateralized loans by the purchaser to the seller secured by the securities transferred to the purchaser. If a repurchase agreement is construed to be a collateralized loan, the underlying securities will not be considered to be owned by the Fund but only to constitute collateral for the seller's obligation to pay the repurchase price. Repurchase agreements that do not provide for payment within seven days will be treated as illiquid investments. In the event of a bankruptcy or other default by the seller of a repurchase agreement, the Fund could experience both delays in liquidating the underlying security and losses. These losses could result from: (a) possible decline in the value of the underlying security while the Fund is seeking to enforce its rights under the repurchase agreement; (b) possible reduced levels of income or lack of access to income during this period; and (c) expenses of enforcing its rights.

**REIT Investment Risk** (*OCIO ETF only*). Investments in REITs involve unique risks. REITs may have limited financial resources, may trade less frequently and in limited volume, and may be more volatile than other securities. In addition, to the extent the Fund holds interests in REITs, it is expected that investors in the Fund will bear two layers of asset-based management fees and expenses (directly at the Fund level and indirectly at the REIT level). The risks of investing in REITs include certain risks associated with the direct ownership of real estate and the real estate industry in general. These include risks related to general, regional and local economic conditions; fluctuations in interest rates and property tax rates; shifts in zoning laws, environmental regulations and other governmental action such as the exercise of eminent domain; cash flow dependency; increased operating expenses; lack of availability of mortgage funds; losses due to natural disasters; overbuilding; losses due to casualty or condemnation; changes in property values and rental rates; and other factors.

In addition to these risks, residential/diversified REITs and commercial equity REITs may be affected by changes in the value of the underlying property owned by the trusts, while mortgage REITs may be affected by the quality of any credit extended. Further, REITs are dependent upon management skills and generally may not be diversified. REITs are also subject to heavy cash flow dependency, defaults by borrowers and self-liquidation. In addition, REITs could possibly fail to qualify for the beneficial tax treatment available to REITs under the Internal Revenue Code of 1986 (the "Code"), or to maintain their exemptions from registration under the Investment Company Act of 1940, as amended (the "1940 Act"). The Fund expects that dividends received from a REIT and distributed to Fund shareholders generally will be taxable to the shareholder as ordinary income. The above factors may also adversely affect a borrower's or a lessee's ability to meet its obligations to the REIT. In the event of a default by a borrower or lessee, the REIT may experience delays in enforcing its rights as a mortgagee or lessor and may incur substantial costs associated with protecting investments.

**Sector Risk** (*OCIO ETF and Piton Intermediate Fixed Income ETF only*). The Fund's investing approach may dictate an emphasis on certain sectors, industries, or sub-sectors of the market at any given time. To the extent the Fund invests more heavily in one sector, industry, or sub-sector of the market, it thereby presents a more concentrated risk and its performance will be especially sensitive to developments that significantly affect those sectors, industries, or sub-sectors. In addition, the value of Shares may change at different rates compared to the value of shares of a fund with investments in a more diversified mix of sectors and industries. An individual sector, industry, or sub-sector of the market may have above-average performance during particular periods, but may also move up and down more than the broader market. The several industries that constitute a sector may all react in the same way to economic, political or regulatory events. The Fund's performance could also be affected if the sectors, industries, or sub-sectors do not perform as expected. Alternatively, the lack of exposure to one or more sectors or industries may adversely affect performance.

**Securities Lending Risk** (*OCIO ETF only*). There are certain risks associated with securities lending, including the risk that the borrower may fail to return the securities on a timely basis or even the loss of rights in the collateral deposited by the borrower, if the borrower should fail financially. As a result, the Fund may lose money. The Fund could also lose money in the event of a decline in the value of collateral provided for loaned securities or a decline in the value of any investments made with cash collateral. These events could also trigger adverse tax consequences for the Fund.

**Small and Mid-Sized Company Risk** (*OCIO ETF only*). Small and mid-sized companies may be more vulnerable to adverse issuer, market, political, or economic developments than securities of larger-capitalization companies. The

securities of small-and mid-sized capitalization companies generally trade in lower volumes and are subject to greater and more unpredictable price changes than larger capitalization stocks or the stock market as a whole. Some smaller capitalization companies have limited product lines, markets, and financial and managerial resources and tend to concentrate on fewer geographical markets relative to larger capitalization companies. There is typically less publicly available information concerning smaller-capitalization companies than for larger, more established companies. Smaller-capitalization companies also may be particularly sensitive to changes in interest rates, government regulation, borrowing costs and earnings.

**Valuation Risk** (*Piton Intermediate Fixed Income ETF only*). It may be difficult for the Fund to purchase and sell particular investments within a reasonable time at a fair price, or the price at which it has been valued for purposes of the Fund’s net asset value, causing the Fund to be less liquid and unable to sell securities for what the Sub-Adviser believes is the appropriate price of the investment. Valuation of portfolio investments may be difficult, such as during periods of market turmoil or reduced liquidity and for investments that trade infrequently or irregularly. In these and other circumstances, an investment may be valued using fair value methodologies, which are inherently subjective, reflect good faith judgments based on available information and may not accurately estimate the price at which the Fund could sell the investment at that time. Based on its investment strategies, a significant portion of the Fund’s investments can be difficult to value and potentially less liquid and therefore particularly prone to these risks.

## PORTFOLIO HOLDINGS INFORMATION

Information about the Funds’ daily portfolio holdings is available at [www.clear-shares.com](http://www.clear-shares.com). A description of the Funds’ policies and procedures with respect to the disclosure of the Funds’ portfolio holdings is available in the Funds’ Statement of Additional Information (“SAI”).

## MANAGEMENT

### Investment Adviser

ClearShares LLC, a Delaware limited liability company located at 606 Bald Eagle Drive, Suite 608, Marco Island, Florida 34145, serves as investment adviser to the Funds and has overall responsibility for the general management and administration of the Funds. The Adviser also arranges for transfer agency, custody, fund administration, and all other related services necessary for the Funds to operate. The Adviser is majority-owned by Deegan Holdings, LLC, a holding company controlled by Thomas E. Deegan, the Chief Executive Officer of the Adviser.

For the services it provides to the Funds, each of the Funds pays the Adviser a unified management fee, which is calculated daily and paid monthly, at an annual rate based on the applicable Fund’s average daily net assets as set forth in the table below.

<b>Fund</b>	<b>Rate</b>
OCIO ETF	0.55%
Ultra-Short Maturity ETF	0.20%
Piton Intermediate Fixed Income ETF	0.45%

The Adviser has contractually agreed to waive certain amounts of the management fee for the OCIO ETF and Piton Intermediate Fixed Income ETF when the OCIO ETF or Piton Intermediate Fixed Income ETF invests in the Ultra-Short Maturity ETF, for which the Adviser also serves as the investment adviser. With respect to assets of the OCIO ETF or Piton Intermediate Fixed Income ETF invested in the Ultra-Short Maturity ETF, the Adviser will waive the OCIO ETF’s or Piton Intermediate Fixed Income ETF’s management fee in an amount equal to the management fee of the Ultra-Short Maturity ETF, at least through September 30, 2025. This arrangement may only be changed or eliminated by the Board upon 60 days’ written notice to the Adviser.

For the fiscal year ended May 31, 2024, the Adviser received management fees, net of any waivers, equal to 0.54% of the OCIO ETF’s average net assets, 0.20% of the Ultra-Short Maturity ETF’s average net assets, and 0.45% of the Piton Intermediate Fixed Income ETF’s average net assets.

Under the Investment Advisory Agreement, the Adviser has agreed to pay all expenses incurred by the Funds except for interest charges on any borrowings, dividends and other expenses on securities sold short, taxes, brokerage commissions and other expenses incurred in placing orders for the purchase and sale of securities and other investment instruments, acquired fund fees and expenses, accrued deferred tax liability, extraordinary expenses, distribution fees and expenses paid by the

Funds under any distribution plan adopted pursuant to Rule 12b-1 under the 1940 Act, and the unified management fee payable to the Adviser.

A discussion regarding the basis for the Board's approval of the Investment Advisory Agreement for each Fund is available in the Funds' [Core Financial Statements](#) dated May 31, 2024, which were filed as part of the Funds' most recent Form N-CSR.

#### **Sub-Adviser for the OCIO ETF**

The Adviser and the Fund have retained Blueprint Investment Partners LLC to serve as sub-adviser for the Fund. The Sub-Adviser is responsible for the day-to-day management of the Fund, including the general management of the investment and reinvestment of the assets of the Fund and selecting broker-dealers to execute purchase and sale transactions, subject to the supervision of the Adviser and the Fund's Board of Trustees. The Sub-Adviser is an SEC-registered investment advisory firm specializing in portfolio management services to registered investment companies, institutional clients, and other investment advisers since 2013. Its principal office is located at 1250 Revolution Mill Dr., Suite 150, Greensboro, North Carolina 27405.

For its services, the Sub-Adviser is paid a fee by the Adviser, which is calculated daily and paid monthly, at an annual rate, based on the Fund's average daily net assets of (i) 0.06% on net assets up to the level of the Fund's net assets as of the commencement of the Sub-Adviser's management of the Fund, and (ii) 0.10% on net assets greater than such amount.

A discussion regarding the basis for the Board's approval of the Fund's investment sub-advisory agreement with Blueprint is available in the Fund's [Core Financial Statements](#) dated May 31, 2024, which were filed as part of the Funds' most recent Form N-CSR.

#### **Sub-Adviser for the Ultra-Short Maturity ETF and the Piton Intermediate Fixed Income ETF**

The Adviser and the Funds have retained Piton Investment Management, L.P. ("Piton") to serve as sub-adviser for the Funds. The Sub-Adviser is responsible for the day-to-day management of the Funds, including the general management of the investment and reinvestment of the assets of the Funds and selecting broker-dealers to execute purchase and sale transactions, subject to the supervision of the Adviser and the Funds' Board of Trustees. The Sub-Adviser is an SEC-registered investment advisory firm specializing in fixed income investment management services to institutions and high net worth individuals since 2015. Its principal office is located at 401 Franklin Avenue, Suite 202B, Garden City, New York 11530.

For its services to the Ultra-Short Maturity ETF, the Sub-Adviser is paid a fee by the Adviser, which is calculated daily and paid monthly, at an annual rate, based on the Fund's average daily net assets of 0.03%.

For its services to the Piton Intermediate Fixed Income ETF, the Sub-Adviser is paid a fee by the Adviser, which is calculated daily and paid monthly, at an annual rate, based on the Fund's average daily net assets of 0.10%.

A discussion regarding the basis for the Board's approval of the Funds' investment sub-advisory agreement with Piton is available in the Funds' [Core Financial Statements](#) dated May 31, 2024 which were filed as part of the Funds' most recent Form N-CSR.

#### **Portfolio Managers**

*Jonathan Robinson, Portfolio Manager (Portfolio Manager for the OCIO ETF)*

Mr. Robinson is the Chief Executive Officer of Blueprint, which he co-founded in 2013. He also co-founded Robinson-Langley Capital Management, a quantitative alternative investment firm in 2005. Mr. Robinson was an Equity Research Analyst with Prudential Equity Group from 2004 to 2005. He began his career as a trader and market maker at Bear Stearns from 2003 to 2004. Mr. Robinson received his Bachelor's degrees in Finance and Economics from the University of North Carolina at Greensboro.

*Brandon Langley, Portfolio Manager (Portfolio Manager for the OCIO ETF)*

Mr. Langley is the Chief Compliance Officer of Blueprint, which he co-founded in 2013. He also co-founded Robinson-Langley Capital Management, a quantitative alternative investment firm in 2005. Mr. Langley received his Bachelor's and Master's Degree in Economics from the University of North Carolina.

*Frank Codey, Chief Operating Officer and Portfolio Manager (Portfolio Manager for the Ultra-Short Maturity ETF)*

Mr. Codey joined the Adviser in 2019. He has served since 2013 as the President of The Colt Group, LLC providing financial consulting services in the areas of prime brokerage and clearing, operations, business acceleration, data analytics, robotic process automation, sales segmentation, and market positioning. Previously, Mr. Codey was the President of Equinox Group Distributors, a FINRA-regulated broker-dealer and the Chief Operating Officer of Equinox Fund Management, an SEC-registered investment adviser. He has over twenty years of fixed income prime brokerage experience specializing in mortgage and structured products. Mr. Codey received his B.S. in Business with a Finance concentration from Boston University and holds a Master of Science in Analytics degree from Villanova University, and is an Adjunct Instructor in Finance at Champlain College.

*James Fortescue, Senior Portfolio Manager (Portfolio Manager for the Ultra-Short Maturity ETF)*

Mr. Fortescue has been a senior portfolio manager for Piton since 2019 and is a founding partner and Chief Executive Officer of Piton. He has over twenty years of experience building, operating and managing companies, investment portfolios and relationships in the financial services space. Prior to founding Piton in 2014, Mr. Fortescue most recently served as the Chief Operating Officer at Annaly Capital Management, Inc. (“Annaly”). He began his career at Annaly in 1995 and served there until 2014 in various roles including Head of Liabilities, Chief of Staff, Managing Director, Executive Vice President and was a member of Annaly’s Executive, Operations, and Risk Committees. Mr. Fortescue served on a Financial Stability Board panel in front of the G-20 at the Federal Reserve Bank of New York, a Markets Stability panel in front of the US Treasury Department and the Risk Management Association Securities Lending and Borrowing Legal & Regulatory Round Table. He received his B.S. in Finance from Siena College and attended the New York Institute of Finance for intense mortgage-backed securities studies.

*Brian Lockwood, CFA, Senior Portfolio Manager (Portfolio Manager for the Piton Intermediate Fixed Income ETF)*

Mr. Lockwood has been a portfolio manager for Piton since 2019 and is the Head of Fixed Income of Piton. He has over twenty years’ experience managing fixed income portfolios. Prior to joining Piton in 2018, Mr. Lockwood was a Senior Portfolio Manager and Head of the Fixed Income Division in the Private Bank Investment Group, Americas at HSBC. He served as the global head of discretionary fixed income management for HSBC, chaired the Fixed Income Strategy Committee for the US Curve, and managed commingled and segregated taxable and tax-exempt assets. Prior to joining HSBC in 2004, Mr. Lockwood held portfolio manager roles at Ramius Capital Group and DLJ/Credit Suisse Asset Management. He received a BA from Villanova University and is a Chartered Financial Analyst (“CFA”). Mr. Lockwood is a member of the CFA institute, the New York Society of Security Analysts (NYSSA), and is past Treasurer of the Treasury Securities Luncheon Club of New York.

*Ralph Chan (Portfolio Manager for the Piton Intermediate Fixed Income ETF)*

Mr. Chan serves as Senior Vice President on the Investment team at Piton. Prior to joining Piton in 2018, Mr. Chan worked at HSBC Private Bank as a Vice President and Senior Trader in the Investment Management Group. He joined HSBC in 2005, where he worked closely with the Fixed Income team to grow, maintain and create portfolio mandates. He managed the tactical cash portfolios in accordance with specific guidelines. Along with the Investment Management Group, he helped oversee five Fixed Income and Equity strategies. He has over a decade of trading experience in Fixed Income and Equity markets. Prior to joining HSBC, he worked as a trade specialist at Brown Brothers Harriman and Co.’s Investment Management team. Ralph graduated cum laude from the Zicklin School of Business with a B.B.A. in Finance and Investments.

The Funds’ SAI provides additional information about the Portfolio Managers’ compensation structure, other accounts managed by the Portfolio Managers, and the Portfolio Managers’ ownership of Shares of each Fund.

## **HOW TO BUY AND SELL SHARES**

Each Fund issues and redeems Shares at NAV only in Creation Units. Only APs may acquire Shares directly from a Fund, and only APs may tender their Shares for redemption directly to a Fund, at NAV. APs must be a member or participant of a clearing agency registered with the SEC and must execute a Participant Agreement that has been agreed to by the Distributor (defined below), and that has been accepted by a Fund’s transfer agent, with respect to purchases and redemptions of Creation Units. Once created, Shares trade in the secondary market in quantities less than a Creation Unit.

Most investors buy and sell Shares in secondary market transactions through brokers. Shares are listed for trading on the secondary market on the Exchange and can be bought and sold throughout the trading day like other publicly traded securities.



When buying or selling Shares through a broker, you will incur customary brokerage commissions and charges, and you may pay some or all of the spread between the bid and the offer price in the secondary market on each leg of a round trip (purchase and sale) transaction. In addition, because secondary market transactions occur at market prices, you may pay more than NAV when you buy Shares and receive less than NAV when you sell those Shares.

### **Book-Entry**

Shares are held in book-entry form, which means that no stock certificates are issued. The Depository Trust Company (“DTC”) or its nominee is the record owner of all outstanding Shares.

Investors owning Shares are beneficial owners as shown on the records of DTC or its participants. DTC serves as the securities depository for all Shares. DTC’s participants include securities brokers and dealers, banks, trust companies, clearing corporations and other institutions that directly or indirectly maintain a custodial relationship with DTC. As a beneficial owner of Shares, you are not entitled to receive physical delivery of stock certificates or to have Shares registered in your name, and you are not considered a registered owner of Shares. Therefore, to exercise any right as an owner of Shares, you must rely upon the procedures of DTC and its participants. These procedures are the same as those that apply to any other securities that you hold in book entry or “street name” through your brokerage account.

### **Frequent Purchases and Redemptions of Shares**

The Funds impose no restrictions on the frequency of purchases and redemptions of Shares. In determining not to approve a written, established policy, the Board evaluated the risks of market timing activities by Fund shareholders. Purchases and redemptions by APs, who are the only parties that may purchase or redeem Shares directly with a Fund, are an essential part of the ETF process and help keep Share trading prices in line with NAV. As such, the Funds accommodate frequent purchases and redemptions by APs. However, the Board has also determined that frequent purchases and redemptions for cash may increase tracking error and portfolio transaction costs and may lead to the realization of capital gains. To minimize these potential consequences of frequent purchases and redemptions, the Funds employ fair value pricing and may impose transaction fees on purchases and redemptions of Creation Units to cover the custodial and other costs incurred by a Fund in effecting trades. In addition, the Funds and the Adviser reserve the right to reject any purchase order at any time.

### **Determination of NAV**

Each Fund’s NAV is calculated as of the scheduled close of regular trading on the New York Stock Exchange (“NYSE”), generally 4:00 p.m. Eastern time, each day the NYSE is open for business. The NAV for each Fund is calculated by dividing the Fund’s net assets by its Shares outstanding.

In calculating its NAV, each Fund generally values its assets on the basis of market quotations, last sale prices, or estimates of value furnished by a pricing service or brokers who make markets in such instruments. If such information is not available for a security held by a Fund or is determined to be unreliable, the security will be valued by the Adviser at fair value pursuant to procedures established by the Adviser and approved by the Board (as described below).

### **Fair Value Pricing**

The Adviser has been designated by the Board as the valuation designee for the Funds pursuant to Rule 2a-5 under the 1940 Act. In its capacity as valuation designee, the Adviser has adopted procedures and methodologies to fair value Fund securities whose market prices are not “readily available” or are deemed to be unreliable. For example, such circumstances may arise when: (i) a security has been de-listed or has had its trading halted or suspended; (ii) a security’s primary pricing source is unable or unwilling to provide a price; (iii) a security’s primary trading market is closed during regular market hours; or (iv) a security’s value is materially affected by events occurring after the close of the security’s primary trading market. Generally, when fair valuing a security held by a Fund, the Adviser will take into account all reasonably available information that may be relevant to a particular valuation including, but not limited to, fundamental analytical data regarding the issuer, information relating to the issuer’s business, recent trades or offers of the security, general and/or specific market conditions and the specific facts giving rise to the need to fair value the security. Fair value determinations are made in good faith and in accordance with the fair value methodologies established by the Adviser. Due to the subjective and variable nature of determining the fair value of a security or other investment, there can be no assurance that the Adviser’s fair value will match or closely correlate to any market quotation that subsequently becomes available or the price quoted or published by other sources. In addition, the Fund may not be able to obtain the fair value assigned to the security upon the sale of such security.

### **Investments by Registered Investment Companies**

Section 12(d)(1) of the 1940 Act restricts investments by registered investment companies in the securities of other investment companies, including Shares. Registered investment companies are permitted to invest in the Ultra-Short Maturity ETF and the Piton Intermediate Fixed Income ETF beyond the limits set forth in section 12(d)(1) subject to certain terms and

conditions set forth in Rule 12d1-4 under the 1940 Act, including that such investment companies enter into an agreement with the Fund setting forth the material terms of investment in the Fund. However, registered investment companies generally may not rely on Rule 12d1-4 to invest in an acquired fund beyond the limits set forth in Section 12(d)(1) if the acquired fund also invests significantly in other investment companies in reliance on, and in compliance with the conditions set forth in, Rule 12d1-4. Accordingly, other investment companies will not be permitted to invest in the OCIO ETF beyond the Section 12(d)(1) limits in reliance on Rule 12d1-4.

### **Delivery of Shareholder Documents – Householding**

Householding is an option available to certain investors of the Funds. Householding is a method of delivery, based on the preference of the individual investor, in which a single copy of certain shareholder documents can be delivered to investors who share the same address, even if their accounts are registered under different names. Householding for the Funds is available through certain broker-dealers. If you are interested in enrolling in householding and receiving a single copy of prospectuses and other shareholder documents, please contact your broker-dealer. If you are currently enrolled in householding and wish to change your householding status, please contact your broker-dealer.

## **DIVIDENDS, DISTRIBUTIONS, AND TAXES**

### **Dividends and Distributions**

Each Fund intends to pay out dividends, if any, and distribute any net realized capital gains to its shareholders at least annually. Each Fund will declare and pay capital gain distributions, if any, in cash. Distributions in cash may be reinvested automatically in additional whole Shares only if the broker through whom you purchased Shares makes such option available. Your broker is responsible for distributing the income and capital gain distributions to you.

### **Taxes**

The following discussion is a summary of some important U.S. federal income tax considerations generally applicable to investments in the Funds. Your investment in a Fund may have other tax implications. Please consult your tax advisor about the tax consequences of an investment in Shares, including the possible application of foreign, state, and local tax laws. This summary does not apply to Shares held in an IRA or other tax-qualified plans, which are generally not subject to current tax. Transactions relating to Shares held in such accounts may, however, be taxable at some time in the future. This summary is based on current tax laws, which may change.

Each Fund has elected or intends to elect and intends to qualify each year for treatment as a RIC. If a Fund meets certain minimum distribution requirements, a RIC is not subject to tax at the fund level on income and gains from investments that are timely distributed to shareholders. However, a Fund's failure to qualify as a RIC or to meet minimum distribution requirements would result (if certain relief provisions were not available) in fund-level taxation and, consequently, a reduction in income available for distribution to shareholders.

Unless your investment in Shares is made through a tax-exempt entity or tax-advantaged account, such as an IRA, you need to be aware of the possible tax consequences when a Fund makes distributions, when you sell your Shares listed on the Exchange, and when you purchase or redeem Creation Units (APs only).

### **Taxes on Distributions**

Each Fund intends to distribute, at least annually, substantially all of its net investment income and net capital gains. For federal income tax purposes, distributions of investment income are generally taxable as ordinary income or qualified dividend income. Taxes on distributions of capital gains (if any) are determined by how long a Fund owned the investments that generated them, rather than how long a shareholder has owned his or her Shares. Sales of assets held by a Fund for more than one year generally result in long-term capital gains and losses, and sales of assets held by a Fund for one year or less generally result in short-term capital gains and losses. Distributions of a Fund's net capital gain (the excess of net long-term capital gains over net short-term capital losses) that are reported by such Fund as capital gain dividends ("Capital Gain Dividends") will be taxable as long-term capital gains, which for non-corporate shareholders are subject to tax at reduced rates of up to 20% (lower rates apply to individuals in lower tax brackets). Distributions of short-term capital gain will generally be taxable as ordinary income. Dividends and distributions are generally taxable to you whether you receive them in cash or reinvest them in additional Shares.

Distributions reported by a Fund as "qualified dividend income" are generally taxed to non-corporate shareholders at rates applicable to long-term capital gains, provided holding period and other requirements are met. "Qualified dividend income" generally is income derived from dividends paid by U.S. corporations or certain foreign corporations that are either incorporated in a U.S. possession or eligible for tax benefits under certain U.S. income tax treaties. In addition, dividends that a Fund received in respect of stock of certain foreign corporations may be qualified dividend income if that stock is readily

tradable on an established U.S. securities market. Dividends received by a Fund from an ETF, an Underlying Investment taxable as a RIC, or a REIT may be treated as qualified dividend income generally only to the extent so reported by such ETF, Underlying Investment, or REIT.

Shortly after the close of each calendar year, you will be informed of the amount and character of any distributions received from a Fund.

*(OCIO ETF only)* The Fund may invest in REITs. The Tax Act treats “qualified REIT dividends” (*i.e.*, ordinary REIT dividends other than capital gain dividends and portions of REIT dividends designated as qualified dividend income eligible for capital gain tax rates) as eligible for a 20% deduction by non-corporate taxpayers. This deduction, if allowed in full, equates to a maximum effective tax rate of 29.6% (37% top rate applied to income after 20% deduction). Pursuant to recently proposed regulations on which the Fund may rely, distributions by the Fund to its shareholders that are attributable to qualified REIT dividends received by the Fund and which the Fund properly reports as “section 199A dividends,” are treated as “qualified REIT dividends” in the hands of non-corporate shareholders. A section 199A dividend is treated as a qualified REIT dividend only if the shareholder receiving such dividend holds the dividend-paying RIC shares for at least 46 days of the 91-day period beginning 45 days before the shares become ex-dividend, and is not under an obligation to make related payments with respect to a position in substantially similar or related property. The Fund is permitted to report such part of its dividends as section 199A dividends as are eligible, but is not required to do so.

In general, your distributions are subject to federal income tax for the year in which they are paid. Certain distributions paid in January, however, may be treated as paid on December 31 of the prior year. Distributions are generally taxable even if they are paid from income or gains earned by a Fund before your investment (and thus were included in the Shares’ NAV when you purchased your Shares).

You may wish to avoid investing in a Fund shortly before a dividend or other distribution, because such a distribution will generally be taxable even though it may economically represent a return of a portion of your investment.

If a Fund’s distributions exceed its earnings and profits, all or a portion of the distributions made for a taxable year may be recharacterized as a return of capital to shareholders. A return of capital distribution will generally not be taxable, but will reduce each shareholder’s cost basis in Shares and result in a higher capital gain or lower capital loss when the Shares are sold. After a shareholder’s basis in Shares has been reduced to zero, distributions in excess of earnings and profits in respect of those Shares will be treated as gain from the sale of the Shares.

If you are neither a resident nor a citizen of the United States or if you are a foreign entity, distributions (other than Capital Gain Dividends) paid to you by a Fund will generally be subject to a U.S. withholding tax at the rate of 30%, unless a lower treaty rate applies. Gains from the sale or other disposition of Shares by non-U.S. shareholders generally are not subject to U.S. taxation, unless you are a nonresident alien individual who is physically present in the U.S. for 183 days or more per year. A Fund may, under certain circumstances, report all or a portion of a dividend as an “interest-related dividend” or a “short-term capital gain dividend,” which would generally be exempt from this 30% U.S. withholding tax, provided certain other requirements are met. Different tax consequences may result if you are a foreign shareholder engaged in a trade or business within the United States or if a tax treaty applies.

Each Fund (or a financial intermediary, such as a broker, through which a shareholder owns Shares) generally is required to withhold and remit to the U.S. Treasury a percentage (currently 24%) of the taxable distributions and sale proceeds paid to any shareholder who fails to properly furnish a correct taxpayer identification number, who has underreported dividend or interest income, or who fails to certify that the shareholder is not subject to such withholding.

### **Taxes When Shares are Sold on the Exchange**

Provided that a shareholder holds Shares as capital assets, any capital gain or loss realized upon a sale of Shares generally is treated as a long-term capital gain or loss if Shares have been held for more than one year and as a short-term capital gain or loss if Shares have been held for one year or less. However, any capital loss on a sale of Shares held for six months or less is treated as long-term capital loss to the extent of Capital Gain Dividends paid with respect to such Shares. Any loss realized on a sale will be disallowed to the extent Shares of a Fund are acquired, including through reinvestment of dividends, within a 61-day period beginning 30 days before and ending 30 days after the disposition of Shares. The ability to deduct capital losses may be limited.

The cost basis of Shares of a Fund acquired by purchase will generally be based on the amount paid for the Shares and then may be subsequently adjusted for other applicable transactions as required by the Code. The difference between the selling price and the cost basis of Shares generally determines the amount of the capital gain or loss realized on the sale or exchange of Shares. Contact the broker through whom you purchased your Shares to obtain information with respect to the available cost basis reporting methods and elections for your account.

## **Taxes on Purchases and Redemptions of Creation Units**

An AP having the U.S. dollar as its functional currency for U.S. federal income tax purposes who exchanges securities for Creation Units generally recognizes a gain or a loss. The gain or loss will be equal to the difference between the value of the Creation Units at the time of the exchange and the exchanging AP's aggregate basis in the securities delivered, plus the amount of any cash paid for the Creation Units. An AP who exchanges Creation Units for securities will generally recognize a gain or loss equal to the difference between the exchanging AP's basis in the Creation Units and the aggregate U.S. dollar market value of the securities received, plus any cash received for such Creation Units. The IRS may assert, however, that a loss that is realized upon an exchange of securities for Creation Units may not be currently deducted under the rules governing "wash sales" (for an AP who does not mark-to-market its holdings), or on the basis that there has been no significant change in economic position. APs exchanging securities should consult their own tax advisor with respect to whether the wash sales rule applies and when a loss might be deductible.

Each Fund may include a payment of cash in addition to, or in place of, the delivery of a basket of securities upon the redemption of Creation Units. Such Fund may sell portfolio securities to obtain the cash needed to distribute redemption proceeds. This may cause such Fund to recognize investment income and/or capital gains or losses that it might not have recognized if it had completely satisfied the redemption in-kind. As a result, such Fund may be less tax efficient if it includes such a cash payment in the proceeds paid upon the redemption of Creation Units.

## **Foreign Taxes**

To the extent a Fund invests in foreign securities, it may be subject to foreign withholding taxes with respect to dividends or interest such Fund received from sources in foreign countries.

## **Net Investment Income Tax**

U.S. individuals with income exceeding specified thresholds are subject to a 3.8% tax on all or a portion of their "net investment income," which includes interest, dividends, and certain capital gains (generally including capital gains distributions and capital gains realized on the sale of Shares). This 3.8% tax also applies to all or a portion of the undistributed net investment income of certain shareholders that are estates and trusts.

*The foregoing discussion summarizes some of the possible consequences under current federal tax law of an investment in each Fund. It is not a substitute for personal tax advice. You also may be subject to state and local tax on Fund distributions and sales of Shares. Consult your personal tax advisor about the potential tax consequences of an investment in Shares under all applicable tax laws. For more information, please see the section entitled "Federal Income Taxes" in the SAI.*

## **DISTRIBUTION**

The Distributor, Quasar Distributors, LLC, a wholly-owned subsidiary of Foreside Financial Group, LLC (d/b/a ACA Group), is a broker-dealer registered with the SEC. The Distributor distributes Creation Units for the Funds on an agency basis and does not maintain a secondary market in Shares. The Distributor has no role in determining the policies of the Funds or the securities that are purchased or sold by the Funds. The Distributor's principal address is Three Canal Plaza, Suite 100, Portland, Maine 04101.

The Board has adopted a Distribution and Service Plan (the "Plan") pursuant to Rule 12b-1 under the 1940 Act. In accordance with the Plan, each Fund is authorized to pay an amount up to 0.25% of its average daily net assets each year for certain distribution-related activities and shareholder services.

No Rule 12b-1 fees are currently paid by the Funds, and there are no plans to impose these fees. However, in the event Rule 12b-1 fees are charged in the future, because the fees are paid out of Fund assets, over time these fees will increase the cost of your investment and may cost you more than certain other types of sales charges.

## **PREMIUM/DISCOUNT INFORMATION**

Information regarding how often Shares traded on the Exchange at a price above (*i.e.*, at a premium) or below (*i.e.*, at a discount) the NAV of each Fund is available on the Funds' website at [www.clear-shares.com](http://www.clear-shares.com).

## **ADDITIONAL NOTICES**

Shares are not sponsored, endorsed, or promoted by the Exchange. The Exchange is not responsible for, nor has it participated in the determination of, the timing, prices, or quantities of Shares to be issued, nor in the determination or calculation of the equation by which Shares are redeemable. The Exchange has no obligation or liability to owners of Shares in connection with the administration, marketing, or trading of Shares.

Without limiting any of the foregoing, in no event shall the Exchange have any liability for any lost profits or indirect, punitive, special, or consequential damages even if notified of the possibility thereof.

The Adviser, the Sub-Advisers, and the Funds make no representation or warranty, express or implied, to the owners of Shares or any member of the public regarding the advisability of investing in securities generally or in the Funds particularly.

### **FINANCIAL HIGHLIGHTS**

The financial highlights tables are intended to help you understand each Fund's financial performance for each Fund's five most recent fiscal years (or the life of the Fund, if shorter). Certain information reflects financial results for a single Share. The total returns in the tables represent the rate that an investor would have earned or lost on an investment in a Fund (assuming reinvestment of all dividends and distributions). This information has been audited by Cohen & Company, Ltd., the Funds' independent registered public accounting firm, whose report, along with the Funds' financial statements, is included in the Funds' Core Financial Statements, which is available upon request and as part of the Funds' most recent Form N-CSR, which can be located on the SEC's website.

ClearShares OCIO ETF

**FINANCIAL HIGHLIGHTS**

For a capital share outstanding throughout the year

	Year ended May 31,				
	2024	2023	2022	2021	2020
<b>PER SHARE DATA:</b>					
Net asset value, beginning of year	\$28.84	\$29.76	\$32.12	\$26.46	\$25.66
<b>INVESTMENT OPERATIONS:</b>					
Net investment income <sup>(a)(b)</sup>	0.72	0.58	0.46	0.42	0.59
Net realized and unrealized gain (loss) on investments	3.27	(0.49)	(1.88)	5.96	1.04
Total from investment operations	3.99	0.09	(1.42)	6.38	1.63
<b>LESS DISTRIBUTIONS FROM:</b>					
From net investment income	(0.71)	(0.53)	(0.49)	(0.48)	(0.83)
From net realized gains	—	(0.48)	(0.45)	(0.24)	—
Total distributions	(0.71)	(1.01)	(0.94)	(0.72)	(0.83)
ETF transaction fees per share	—	—	—	—	0.00 <sup>(c)</sup>
Net asset value, end of year	\$32.12	\$28.84	\$29.76	\$32.12	\$26.46
Total return	13.98%	0.47%	-4.65%	24.38%	6.34%
<b>SUPPLEMENTAL DATA AND RATIOS:</b>					
Net assets, end of year (in thousands)	\$134,916	\$125,461	\$126,481	\$126,865	\$104,532
<b>RATIO OF EXPENSES TO AVERAGE NET ASSETS:</b>					
Before expense reimbursement <sup>(d)</sup>	0.55%	0.55%	0.55%	0.55%	0.55%
After expense reimbursement <sup>(d)</sup>	0.54%	0.54%	0.54%	0.54%	0.54%
<b>RATIO OF NET INVESTMENT INCOME TO AVERAGE NET ASSETS:</b>					
Before expense reimbursement <sup>(d)</sup>	2.36%	2.01%	1.44%	1.43%	2.17%
After expense reimbursement <sup>(d)</sup>	2.37%	2.02%	1.45%	1.44%	2.18%
Portfolio turnover rate <sup>(e)</sup>	70%	36%	51%	24%	50%

<sup>(a)</sup> Net investment income per share has been calculated based on average shares outstanding during the year.

<sup>(b)</sup> Recognition of net investment income by the Fund is affected by the timing of the declaration of dividends by the underlying exchange traded funds in which the Fund invests. The ratio does not include net investment income of the exchange traded funds in which the Fund invests.

<sup>(c)</sup> Amount represents less than \$0.005 per share.

<sup>(d)</sup> These ratios exclude the impact of expenses of the underlying exchange traded funds as represented in the Schedule of Investments. Recognition of net investment income by the Fund is affected by the timing of the underlying exchange traded funds in which the Fund invests.

<sup>(e)</sup> Portfolio turnover rate excludes in-kind transactions.

**ClearShares Ultra-Short Maturity ETF**

**FINANCIAL HIGHLIGHTS**

For a capital share outstanding throughout the year

	Year ended May 31,				
	2024	2023	2022	2021	2020
<b>PER SHARE DATA:</b>					
Net asset value, beginning of year	\$100.21	\$100.10	\$100.08	\$100.09	\$100.48
<b>INVESTMENT OPERATIONS:</b>					
Net investment income <sup>(a)</sup>	5.29	3.53	0.39	0.42	1.25
Net realized and unrealized gain (loss) on investments	0.01	(0.05)	—	—	0.29
Total from investment operations	5.30	3.48	0.39	0.42	1.54
<b>LESS DISTRIBUTIONS FROM:</b>					
From net investment income	(5.42)	(3.37)	(0.37)	(0.43)	(1.93)
Total distributions	(5.42)	(3.37)	(0.37)	(0.43)	(1.93)
Net asset value, end of year	\$100.09	\$100.21	\$100.10	\$100.08	\$100.09
Total return	5.43%	3.54%	0.39%	0.42%	1.56%
<b>SUPPLEMENTAL DATA AND RATIOS:</b>					
Net assets, end of year (in thousands)	\$155,145	\$240,503	\$200,198	\$120,099	\$115,109
Ratio of expenses to average net assets	0.20%	0.20%	0.20%	0.20%	0.20%
Ratio of net investment income to average net assets	5.27%	3.52%	0.39%	0.42%	1.25%
Portfolio turnover rate <sup>(b)</sup>	0%	0%	0%	0%	0%

<sup>(a)</sup> Net investment income per share has been calculated based on average shares outstanding during the year.

<sup>(b)</sup> Portfolio turnover rate excludes in-kind transactions.

**ClearShares Piton Intermediate Fixed Income ETF**

**FINANCIAL HIGHLIGHTS**

For a capital share outstanding throughout the year/period

	<u>Year ended May 31,</u>			<u>Period ended</u>
	<u>2024</u>	<u>2023</u>	<u>2022</u>	<u>May 31,</u> <u>2021<sup>(a)</sup></u>
<b>PER SHARE DATA:</b>				
Net asset value, beginning of year	\$92.06	\$93.80	\$99.19	\$100.00
<b>INVESTMENT OPERATIONS:</b>				
Net investment income <sup>(b)</sup>	2.33	1.42	0.71	0.07
Net realized and unrealized loss on investments	(0.71)	(1.86)	(5.75)	(0.94)
Total from investment operations	1.62	(0.44)	(5.04)	(0.87)
<b>LESS DISTRIBUTIONS FROM:</b>				
From net investment income	(2.31)	(1.30)	(0.40)	(0.02)
Total distributions	(2.31)	(1.30)	(0.40)	(0.02)
ETF transaction fees per share	0.01	0.00 <sup>(c)</sup>	0.05	0.08
Net asset value, end of year	\$91.38	\$92.06	\$93.80	\$99.19
Total return <sup>(d)</sup>	1.81%	-0.45%	-5.05%	-0.79%
<b>SUPPLEMENTAL DATA AND RATIOS:</b>				
Net assets, end of year (in thousands)	\$95,948	\$133,481	\$133,668	\$32,237
<b>RATIO OF EXPENSES TO AVERAGE NET ASSETS:</b>				
Before expense reimbursement <sup>(e)</sup>	0.45%	0.45%	0.45%	0.45%
After expense reimbursement <sup>(e)</sup>	0.45%	0.45%	0.45%	0.44%
<b>RATIO OF NET INVESTMENT INCOME TO AVERAGE NET ASSETS:</b>				
Before expense reimbursement <sup>(e)</sup>	2.56%	1.55%	0.73%	0.10%
After expense reimbursement <sup>(e)</sup>	2.56%	1.55%	0.73%	0.11%
Portfolio turnover rate <sup>(d)(f)</sup>	34%	21%	42%	80%

<sup>(a)</sup> Inception date of the Fund was October 1, 2020.

<sup>(b)</sup> Net investment income per share has been calculated based on average shares outstanding during the year.

<sup>(c)</sup> Amount represents less than \$0.005 per share.

<sup>(d)</sup> Not annualized for periods less than one year.

<sup>(e)</sup> Annualized for periods less than one year.

<sup>(f)</sup> Portfolio turnover rate excludes in-kind transactions.



**ClearShares OCIO ETF**  
**ClearShares Ultra-Short Maturity ETF**  
**ClearShares Piton Intermediate Fixed Income ETF**

<b>Adviser</b>	<b>ClearShares LLC</b> 606 Bald Eagle Drive, Suite 608 Marco Island, Florida 34145	<b>Sub-Adviser (to Ultra-Short Maturity ETF and Piton Intermediate Fixed Income ETF)</b>	<b>Piton Investment Management, L.P.</b> 401 Franklin Avenue, Suite 202B Garden City, New York 11530
		<b>Sub-Adviser (to OCIO ETF)</b>	<b>Blueprint Investment Partners LLC</b> 1250 Revolution Mill Drive, Suite 150 Greensboro, North Carolina 27405
<b>Transfer Agent</b>	<b>U.S. Bancorp Fund Services, LLC</b> d/b/a U.S. Bank Global Fund Services 615 East Michigan Street Milwaukee, Wisconsin 53202	<b>Fund Accountant and Fund Administrator</b>	<b>U.S. Bancorp Fund Services, LLC</b> d/b/a U.S. Bank Global Fund Services 615 East Michigan Street Milwaukee, Wisconsin 53202
<b>Custodian</b>	<b>U.S. Bank National Association</b> 1555 North Rivercenter Drive, Suite 302 Milwaukee, Wisconsin 53212	<b>Distributor</b>	<b>Quasar Distributors, LLC</b> Three Canal Plaza, Suite 100 Portland, Maine 04101
<b>Legal Counsel</b>	<b>Morgan, Lewis &amp; Bockius LLP</b> 1111 Pennsylvania Avenue, NW Washington, D.C. 20004	<b>Independent Registered Public Accounting Firm</b>	<b>Cohen &amp; Company, Ltd.</b> 1835 Market St., Suite 310 Philadelphia, PA 19103

Investors may find more information about the Funds in the following documents:

**Statement of Additional Information:** The Funds' SAI provides additional details about the investments and techniques of the Funds and certain other additional information. A current SAI dated September 30, 2024 is on file with the SEC and is herein incorporated by reference into this Prospectus. It is legally considered a part of this Prospectus.

**Annual/Semi-Annual Reports:** Additional information about each Fund's investments is available in the respective Fund's annual and semi-annual reports to shareholders and in Form N-CSR. In the [Annual Report](#) you will find a discussion of the market conditions and investment strategies that significantly affected each Fund's performance. In [Form N-CSR](#), you will find the Funds' annual and semi-annual financial statements.

You can obtain free copies of these documents, request other information or make general inquiries about the Funds by contacting the Funds at c/o U.S. Bank Global Fund Services, P.O. Box 701, Milwaukee, Wisconsin 53201-0701 or by calling 1-800-617-0004.

Shareholder reports and other information about the Funds are available:

- Free of charge from the SEC's EDGAR database on the SEC's website at <http://www.sec.gov>; or
- Free of charge from the Funds' Internet website at [www.clear-shares.com](http://www.clear-shares.com); or
- For a fee, by e-mail request to [publicinfo@sec.gov](mailto:publicinfo@sec.gov).